

STORTRACK

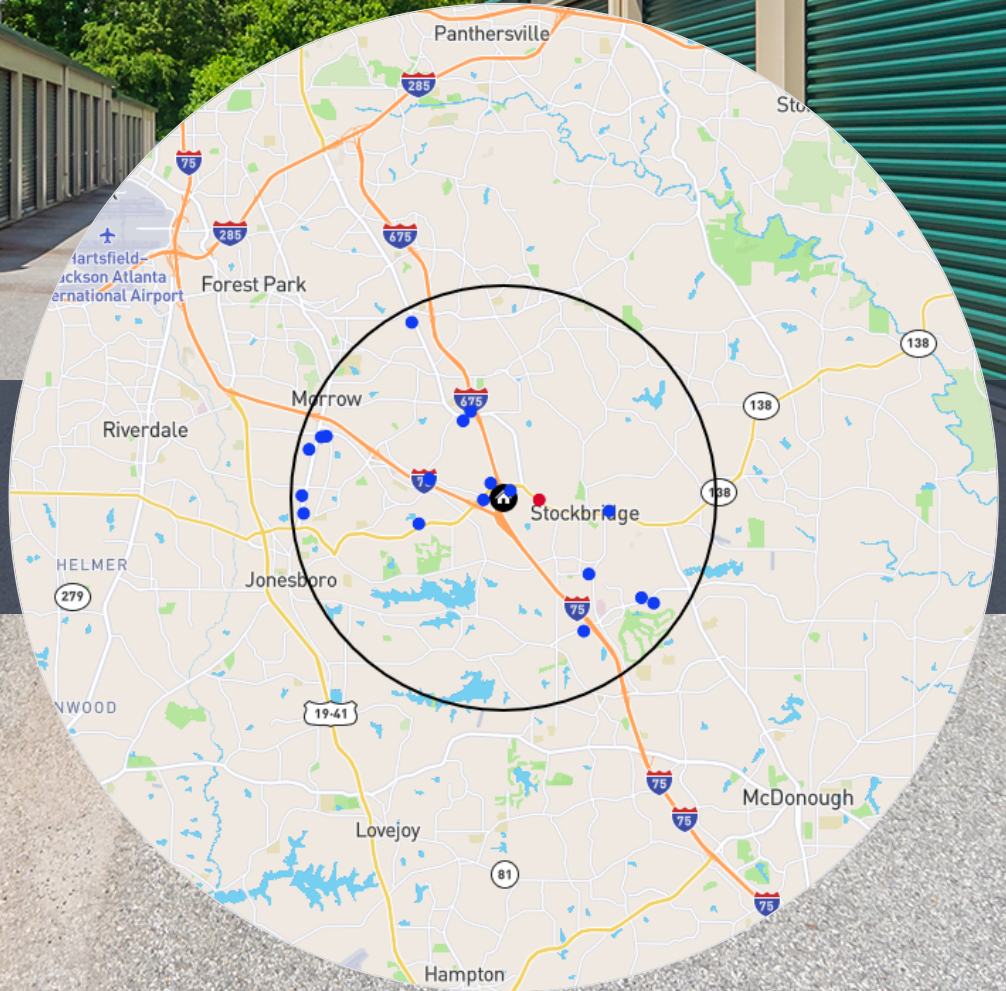
EXPLORER
SELF-STORAGE

Market Report

Produced on Oct 26 2024

Report for:

7555 Davidson Pkwy S,
Stockbridge, GA 30281
5 mile radius



STORTRACK

Questions?
1-800-969-7424
info@stortrack.com
www.stortrack.com

Table of Contents

Executive Summary	1	All Units With Parking	25
Market Snapshot	2	All Reg	25
Store Types	4	All CC	25
Unit Types Offered	4	All Parking	26
Overall Market Supply Metrics	4	5x5 Reg	26
Size of Market per Store	5	5x5 CC	26
Market Spending Power	5	5x10 Reg	27
12 Month Trailing Average Rate History	6	5x10 CC	27
Rate per Square Foot by Store Type	11	10x10 Reg	27
Rate per Square Foot by Unit Type	11	10x10 CC	28
Rate per Square Foot History Graph	11	10x15 Reg	28
All Units Without Parking	11	10x15 CC	28
All Units With Parking	12	10x20 Reg	29
All Reg	12	10x20 CC	29
All CC	12	10x30 Reg	29
All Parking	13	10x30 CC	30
5x5 Reg	13	Car Parking	30
5x5 CC	13	RV Parking	30
5x10 Reg	14	Current Inventory Availability by Unit Type	31
5x10 CC	14	Inventory Availability by Unit Type History	31
10x10 Reg	14	All Units Without Parking	31
10x10 CC	15	All Units With Parking	32
10x15 Reg	15	All Reg	32
10x15 CC	15	All CC	32
10x20 Reg	16	All Parking	33
10x20 CC	16	5x5 Reg	33
10x30 Reg	16	5x5 CC	33
10x30 CC	17	5x10 Reg	34
Car Parking	17	5x10 CC	34
RV Parking	17	10x10 Reg	34
Average Unit Type Rates	18	10x10 CC	35
Average Rates History	18	10x15 Reg	35
All Units Without Parking	18	10x15 CC	35
All Units With Parking	18	10x20 Reg	36
All Reg	19	10x20 CC	36
All CC	19	10x30 Reg	36
All Parking	19	10x30 CC	37
5x5 Reg	20	Car Parking	37
5x5 CC	20	RV Parking	37
5x10 Reg	20	Rate History by Store	38
5x10 CC	21	All Units Without Parking	38
10x10 Reg	21	All Units With Parking	38
10x10 CC	21	All Reg	39
10x15 Reg	22	All CC	40
10x15 CC	22	All Parking	40
10x20 Reg	22	5x5 Reg	41
10x20 CC	23	5x5 CC	42
10x30 Reg	23	5x10 Reg	42
10x30 CC	23	5x10 CC	43
Car Parking	24	10x10 Reg	44
RV Parking	24	10x10 CC	44
Rate Volatility History	24		
All Units Without Parking	24		

Table of Contents

10x15 Reg 45

10x15 CC 46

10x20 Reg 46

10x20 CC 47

10x30 Reg 48

10x30 CC 48

Car Parking 49

RV Parking 50

Developments 51

All Stores List 53

Executive Summary

Market: 7555 Davidson Pkwy S, Stockbridge, GA 30281

Market Type: 5 mile radius

Comparisons are made with: National Totals and Averages and Georgia State Total and Averages

This Market Report consists of data gathered from multiple public information sources and proprietary analysis and calculations made by StorTrack Analytics Team. The report includes sections listed below. The executive summary of this report is as follows:

	This Market	National	Georgia
No. of Stores in Market	19	65,821	2,274

Current Supply to Market:

There is 10.86 square feet/capita supply in this market. The US national average is 8.68 sqft/capita, and the Georgia state average is 9.70 sqft/capita.

Across all unit types, there is currently 10.53% of inventory offline (not advertised). The US national figure at the moment is 7% of inventory offline and the Georgia state number is 5% offline.

Rate Trends in Market:

The rates in this Market have trended up in the last 3 months, by 2.33%. This would indicate a increased demand against available supply. The current US national rate trend for the past 3 months is down, by -2.27%. The Georgia state is showing a rate trend down for the last 3 months of -2.36%.

Use of Promotions:

There are promotions over the past 3 months.89.47% of facilities are using promotions in this market.

New Developments:

There are two known new developments in this market.

StorTrack is currently tracking 3,888 new developments across the USA.

There have been no new facilities openings in last year.

Market Snapshot

The Market Snapshot is a one-look overview of the market.

	This Market	1 Mile Radius	3 Miles Radius	State	National
Net Rentable Sq Ft	1,406,224	301,517	692,925	103,032,680	2,872,400,713
Sq Ft per Capita					
• 2022 Sq Ft per Capita	10.86	29.24	12.43	9.70	8.68
• 2024 Sq Ft per Capita	10.61	28.51	12.13	9.50	8.61
• 2026 Sq Ft per Capita	10.36	27.80	11.82	9.33	8.50
Sq Ft per Household	29.96	73.50	33.55	26.52	22.84
Total Stores	19	4	10	2,274	65,821
• REITS	12	4	6	468	9,883
• Large Ops	4	0	1	609	14,784
• Mid Ops	2	0	2	351	10,971
• Single Ops	1	0	1	846	30,183
New Developments	2	2	2	230	3,888
Estimated Net Rentable Sq Ft of Development	0	0	0	0	0
Stores opened within the last year	0	0	0	64	1,287
Demographics					
• 2022 Population	129,461	10,313	55,735	10,625,615	331,097,593
• 2024 Population	132,548 (+2.38% change)	10,576 (+2.55% change)	57,145 (+2.53% change)	10,847,361 (+0.02% change)	333,584,158 (+0.01% change)
• 2026 Population	135,754 (+4.86% change)	10,847 (+5.18% change)	58,604 (+5.15% change)	11,042,630 (+0.04% change)	338,018,925 (+0.03% change)
Households	46,929	4,102	20,653	3,885,371	125,736,353
Rental Households	18,718	3,046	9,147	1,378,498	44,238,593

Market Snapshot Continued

	This Market	1 Mile Radius	3 Miles Radius	State	National
Rental Households Percentage	39.89%	74.26%	44.29%	35.48%	35.18%
Median Household Income	\$70,779	\$53,142	\$65,051	\$65,030	\$75,149
Average Rate Per Square Feet					
• All Units without Parking	\$1.34	\$1.13	\$1.25	\$1.26	\$1.46
• All Units with Parking	\$1.25	\$1.11	\$1.15	\$1.23	\$1.40
• Regular Units	\$1.14	\$0.83	\$1.09	\$1.07	\$1.24
• Climate Controlled Units	\$1.58	\$1.47	\$1.51	\$1.44	\$1.74
• Only Parking	\$0.39	\$0.34	\$0.38	\$0.39	\$0.46
Rate Trend (12 months)	-24.66%	31.97%	-29.34%	-9.45%	-14.65%
Units Not Advertised	0%	0%	0%	5%	7%
Market Including Known Developments					
Net Rentable Sq Ft	1,406,224	301,517	692,925	103,032,680	2,872,400,713
Sq Ft per Capita					
• 2022 Sq Ft per Capita	10.86	29.24	12.43	9.70	8.68
• 2024 Sq Ft per Capita	10.61	28.51	12.13	9.50	8.61
• 2026 Sq Ft per Capita	10.36	27.80	11.82	9.33	8.50
Sq Ft per Household	29.96	73.50	33.55	26.52	22.84
Total Stores	21	6	12	2,504	69,709
• REITS	12	4	6	495	10,325
• Large Ops	4	0	1	639	14,868
• Mid Ops	2	0	2	357	11,128
• Single Ops	1	0	1	851	30,660
New Supply Ratio	N/A	N/A	N/A	N/A	N/A

Store Types

Breakdown of all the stores within the market, broken down by total REITs (Real Estate Investment Trusts include: Public Storage, Extra Space, Cubesmart, National Storage Affiliates, Life Storage, and Global Self Storage), Large Operators (10+ stores), Midsize Operators (2+ stores) and Single Operators (1 store, independent operators).

STORES IN MARKET	REITS		LARGE OPS		MID OPS		SINGLE OPS	
	NUMBER	% OF MARKET	NUMBER	% OF MARKET	NUMBER	% OF MARKET	NUMBER	% OF MARKET
19	12	63.16%	4	21.05%	2	10.53%	1	5.26%
65,821	9,883	15.01%	14,784	22.46%	10,971	16.67%	30,183	45.86%
2,274	468	20.58%	609	26.78%	351	15.44%	846	37.20%

● This Market ● National Totals and Averages ● Georgia State Total and Averages

Unit Types Offered

Analysis of the most common unit types - with the percentage of Stores in the market currently offering that unit type.

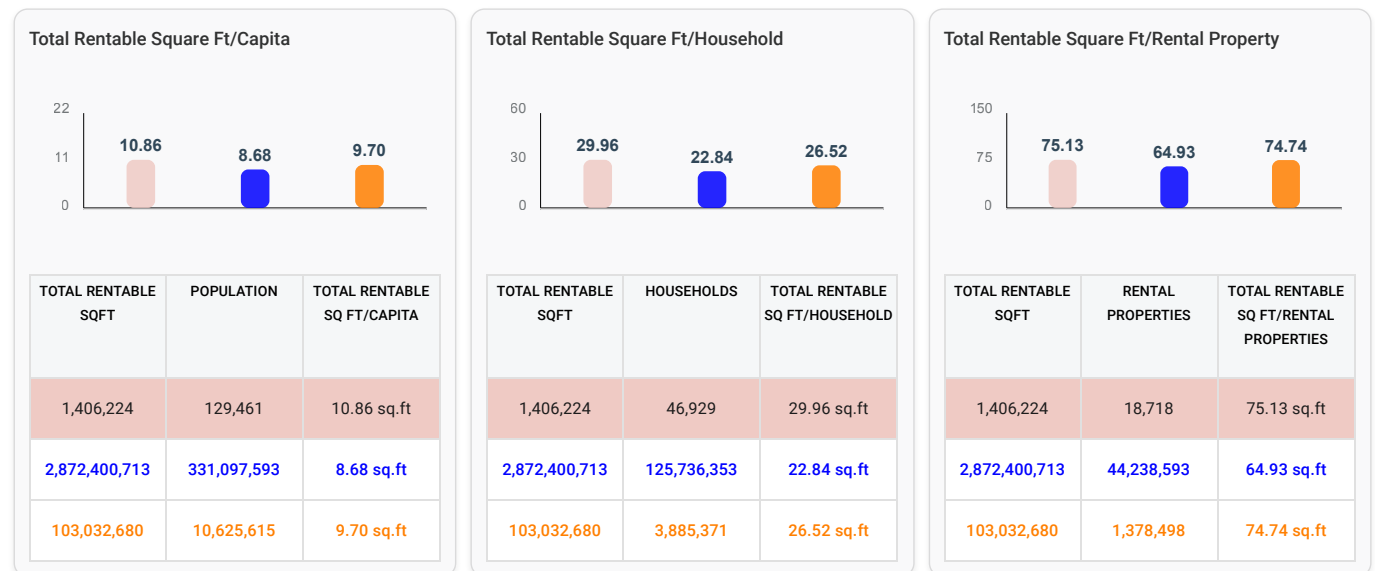
ALL UNITS WITHOUT PARKING	ALL UNITS WITH PARKING	ALL REG	ALL CC	ALL PARKING	5X5 REG	5X5 CC	5X10 REG	5X10 CC	10X10 REG	10X10 CC	10X15 REG	10X15 CC	10X20 REG	10X20 CC	10X30 REG	10X30 CC	CAR PARKING	RV PARKING
89.47%	89.47%	84.21%	73.68%	31.58%	42.11%	42.11%	78.95%	63.16%	84.21%	68.42%	63.16%	57.89%	63.16%	52.63%	26.32%	15.79%	N/A	31.58%
97.43%	100.00%	83.31%	47.61%	18.42%	28.95%	32.03%	61.02%	40.16%	69.03%	40.77%	55.94%	34.38%	64.29%	28.61%	34.07%	9.56%	1.95%	17.47%
98.85%	100.00%	79.84%	63.21%	14.81%	29.63%	39.77%	60.29%	51.73%	70.49%	54.95%	57.01%	50.03%	62.36%	44.08%	34.18%	19.06%	1.21%	14.45%

● This Market ● National Totals and Averages ● Georgia State Total and Averages

Overall Market Supply Metrics

Analysis of supply metrics in the market. A side-by-side bar chart comparison, shows the Market's Total Rentable Square Footage per Capita, Total Rentable Square Footage per Household and Total Rentable Square Footage per Rental Property.

Demographic data based on the U.S. Census Bureau's 2022 American Community Survey.

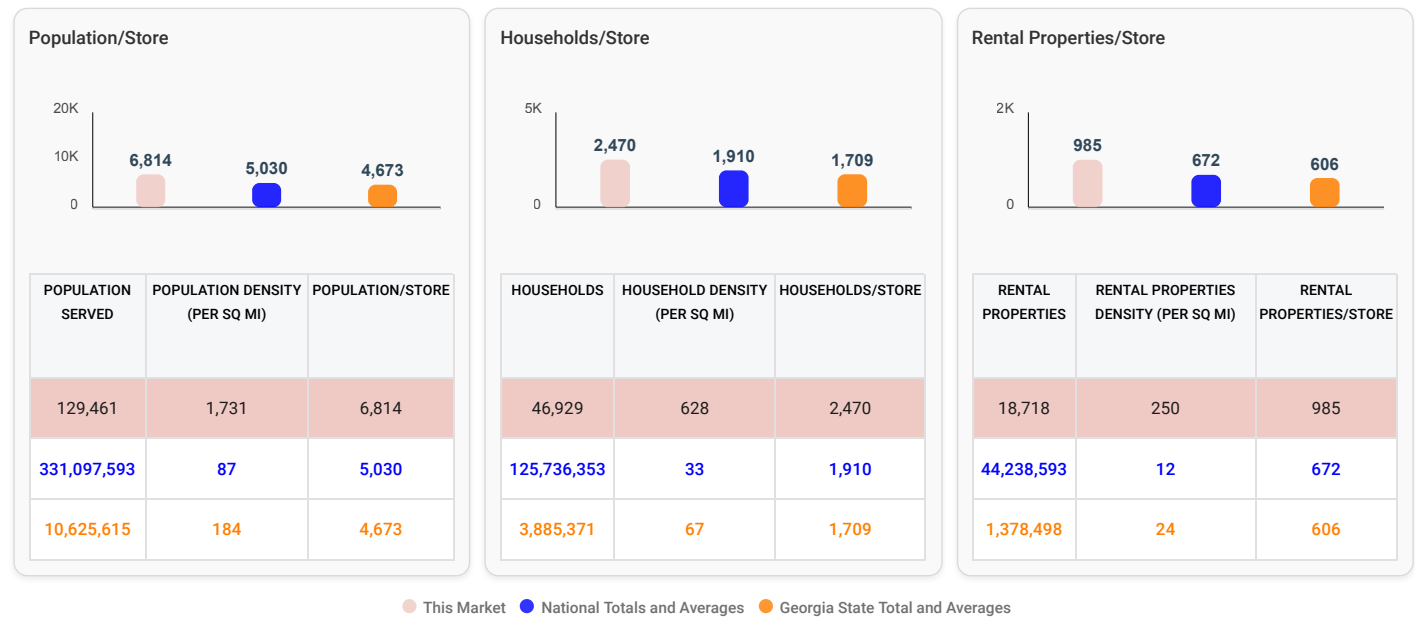


● This Market ● National Totals and Averages ● Georgia State Total and Averages

Size of Market per Store

Analysis on the supply of the market against the market's population. A side-by-side bar chart comparison, shows the Market's total Population per Store, Market Households per Store and Rental Properties per Store.

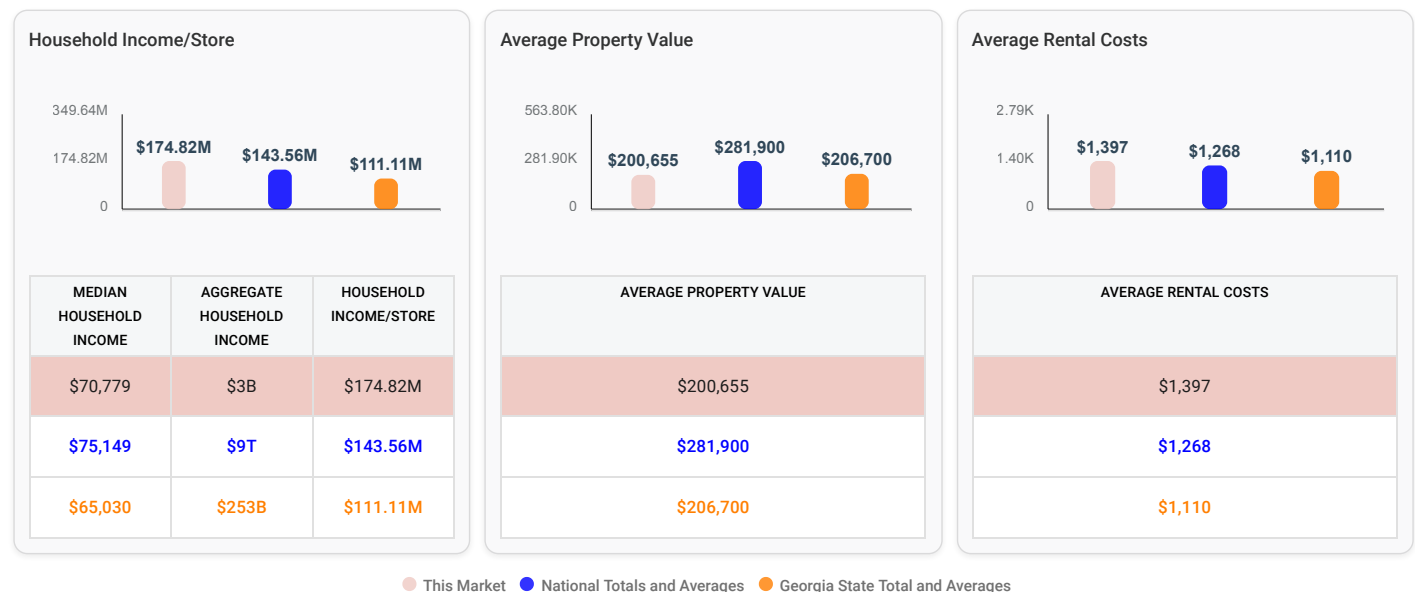
Demographic data based on the U.S. Census Bureau's 2022 American Community Survey.



Market Spending Power

Analysis on the market's spending power. A side-by-side bar chart comparison, shows the Market's Median Household Income, Aggregate Household Income, Household Income per Store, Average Market Property Value, and Average Rental Costs.

Demographic data based on the U.S. Census Bureau's 2022 American Community Survey.



12 Month Trailing Average Rate History

View 12 month trailing average rates for the past one year.

Summary - (Value, Any Floor)

		ALL UNITS WITHOUT PARKING	ALL UNITS WITH PARKING	ALL REG	ALL CC	ALL PARKING	5X5 REG	5X5 CC	5X10 REG	5X10 CC	10X10 REG	10X10 CC	10X15 REG	10X15 CC	10X20 REG	10X20 CC	10X30 REG	10X30 CC	CAR PARKING	RV PARKING
Market Average Price		\$135.26	\$134.84	\$114.81	\$159.66	\$126.17	\$50.12	\$61.74	\$62.93	\$83.49	\$99.37	\$143.76	\$126.92	\$194.27	\$154.50	\$249.50	\$299.00	\$368.00	-	\$126.17
SecurCare Self Storage - 7428 Davidson Cir E 0.24 mile 7428 Davidson Cir E, Stockbridge, GA 30281	Current Price	\$19.00	\$19.00	\$19.00	\$79.00	-	\$19.00	-	\$22.00	-	\$45.00	\$79.00	\$92.00	\$115.00	\$106.00	\$138.00	\$185.00	\$242.00	-	-
	12 mo. trailing avg.	\$168.33	\$169.43	\$142.95	\$169.43	\$572.36	\$39.37	\$76.28	\$61.39	\$83.11	\$101.33	\$133.80	\$134.11	\$230.66	\$250.26	\$213.69	\$288.25	\$425.55	-	\$572.36
SecurCare Self Storage - 7330 Hannover Pkwy N 0.46 mile 7330 Hannover Pkwy North, Stockbridge, GA 30281	Current Price	\$33.00	\$33.00	\$33.00	\$78.00	-	\$33.00	\$78.00	\$52.00	\$100.00	\$89.00	\$179.00	-	\$222.00	-	\$382.00	-	-	-	-
	12 mo. trailing avg.	\$169.73	\$171.22	\$158.47	\$171.22	\$654.73	\$65.12	\$67.41	\$67.26	\$92.56	\$135.52	\$152.80	\$174.98	\$225.60	\$271.77	\$360.36	\$307.60	-	-	\$654.73
SecurCare Self Storage - 599 GA-138 0.48 mile 599 GA-138, Stockbridge, GA 90281	Current Price	\$62.00	\$62.00	\$62.00	\$75.00	-	-	-	\$62.00	\$75.00	\$75.00	\$129.00	-	\$202.00	\$129.00	-	-	-	-	-
	12 mo. trailing avg.	\$143.09	\$143.57	\$141.12	\$143.57	\$263.10	-	\$77.52	\$80.71	\$90.44	\$118.84	\$158.04	\$143.46	\$235.39	\$220.07	-	-	-	-	\$263.10
Extra Space 0.84 mile 5334 N Henry Blvd, Stockbridge, GA 30281	Current Price	\$67.00	\$67.00	\$67.00	\$168.00	\$102.00	-	-	\$67.00	-	\$111.00	\$168.00	-	\$226.00	-	\$246.00	\$308.00	-	-	\$102.00
	12 mo. trailing avg.	\$191.37	\$190.20	\$186.46	\$190.20	\$179.97	-	\$74.93	\$83.23	\$108.90	\$138.55	\$197.38	\$174.52	\$235.26	\$229.36	\$282.77	\$311.85	-	-	\$179.97
Extra Space 1.80 miles 2846 Mt Zion Rd, Jonesboro, GA 30236	Current Price	\$46.00	\$46.00	\$46.00	\$50.00	\$121.00	-	\$50.00	\$46.00	\$82.00	\$82.00	\$123.00	\$93.00	-	\$138.00	\$158.00	-	-	-	\$121.00
	12 mo. trailing avg.	\$164.58	\$164.09	\$167.24	\$164.09	\$159.98	\$45.51	\$60.18	\$77.09	\$92.54	\$118.72	\$155.08	\$167.27	\$203.77	\$221.45	\$246.54	\$302.41	-	-	\$159.98
A-1 Mini Storage - Rex 2.05 miles 6435 Hwy 42, Rex, GA 30273	Current Price	-	-	-	-	-	-	-	-	-	-	-	-	-	-	-	-	-	-	-
	12 mo. trailing avg.	-	-	-	-	-	-	-	-	-	-	-	-	-	-	-	-	-	-	-
Apex Self Storage - Jonesboro 2.08 miles 2787 Hwy 138 SE, Jonesboro, GA 30236	Current Price	\$64.00	\$64.00	\$64.00	-	-	\$64.00	-	\$79.00	-	\$119.00	-	\$149.00	-	\$99.00	-	\$245.00	-	-	-
	12 mo. trailing avg.	\$134.36	\$134.36	\$134.36	\$134.36	-	\$71.93	-	\$79.00	-	\$119.00	-	\$82.91	-	\$217.80	-	\$245.00	-	-	-
Metro Self Storage - Rex 2.18 miles 6472 GA-42, Rex, GA 30273	Current Price	\$79.00	\$79.00	\$79.00	\$85.00	-	\$79.00	\$85.00	\$85.00	\$99.00	\$129.00	\$159.99	\$149.00	\$285.00	\$229.99	\$335.00	\$505.00	-	-	-
	12 mo. trailing avg.	\$218.38	\$218.38	\$189.55	\$218.38	-	\$75.25	\$106.23	\$110.38	\$142.90	\$151.91	\$179.87	\$187.23	\$258.46	\$300.19	\$313.91	\$384.67	\$512.86	-	-

12 Month Trailing Average Rate History Continued

Summary - (Value, Any Floor)

		ALL UNITS WITHOUT PARKING	ALL UNITS WITH PARKING	ALL REG	ALL CC	ALL PARKING	5X5 REG	5X5 CC	5X10 REG	5X10 CC	10X10 REG	10X10 CC	10X15 REG	10X15 CC	10X20 REG	10X20 CC	10X30 REG	10X30 CC	CAR PARKING	RV PARKING
North Henry Storage 2.50 miles 4400 North Henry Blvd, Stockbridge, GA 30281	Current Price	-	-	-	-	-	-	-	-	-	-	-	-	-	-	-	-	-	-	-
	12 mo. trailing avg.	-	-	-	-	-	-	-	-	-	-	-	-	-	-	-	-	-	-	-
Extra Space 2.69 miles 59 Banks Rd, Stockbridge, GA 30281	Current Price	\$82.00	\$82.00	\$82.00	\$92.00	\$162.00	-	-	\$82.00	\$92.00	\$117.00	-	\$180.00	-	-	-	-	-	-	\$162.00
	12 mo. trailing avg.	\$155.31	\$152.83	\$166.68	\$152.83	\$111.41	\$54.43	\$66.76	\$87.83	\$102.71	\$151.81	\$173.21	\$210.44	-	\$260.54	-	\$416.67	-	-	\$111.41
Extra Space 3.66 miles 1461 Hudson Bridge Rd, Stockbridge, GA 30281	Current Price	\$62.00	\$62.00	\$67.00	\$62.00	\$141.00	\$67.00	\$62.00	\$71.00	\$106.00	\$134.00	\$157.00	\$207.00	\$219.00	\$260.00	\$322.00	-	-	-	\$141.00
	12 mo. trailing avg.	\$201.36	\$193.22	\$197.67	\$193.22	\$111.56	\$73.32	\$76.81	\$95.03	\$106.70	\$164.03	\$181.32	\$216.52	\$260.50	\$285.25	\$334.18	\$470.81	\$429.86	-	\$111.56
Storage Xtra - Eagles Landing 4.00 miles 490 Eagles Landing Pkwy, Stockbridge, GA 30281	Current Price	\$27.00	\$27.00	\$27.00	\$68.00	-	\$27.00	-	\$52.00	\$68.00	\$107.00	\$214.00	\$134.00	\$151.00	\$159.00	\$233.00	-	-	-	-
	12 mo. trailing avg.	\$138.61	\$138.61	\$123.49	\$138.61	-	\$31.53	\$57.45	\$60.94	\$84.72	\$129.56	\$164.10	\$164.24	\$204.22	\$202.07	\$259.11	\$292.00	-	-	-
U-Haul Moving & Storage at Eagles Landing 4.31 miles 471 Eagles Landing Pkwy, Stockbridge, GA 30281	Current Price	\$79.95	\$79.95	-	\$79.95	-	-	\$79.95	-	\$114.95	-	\$159.95	-	\$209.95	-	-	-	-	-	-
	12 mo. trailing avg.	\$142.47	\$142.47	-	\$142.47	-	-	\$79.62	-	\$114.29	-	\$159.62	-	\$202.83	-	\$219.90	-	-	-	-
U-Haul Moving & Storage at South Lake 4.41 miles 1549 Mount Zion Rd, Morrow, GA 30260	Current Price	\$69.95	\$69.95	\$69.95	\$69.95	-	\$69.95	\$69.95	\$99.95	\$99.95	\$154.95	\$164.95	-	-	-	-	-	-	-	-
	12 mo. trailing avg.	\$115.55	\$115.55	\$112.70	\$115.55	-	\$68.06	\$69.95	\$97.99	\$99.95	\$151.68	\$161.49	\$212.23	\$217.13	-	-	-	-	-	-
SecurCare Self Storage - 1515 Mt Zion Rd 4.52 miles 1515 Mt Zion Road, Morrow, GA 30260	Current Price	\$42.00	\$42.00	\$42.00	-	-	\$42.00	-	\$48.00	-	\$89.00	-	\$105.00	-	\$162.00	-	-	-	-	-
	12 mo. trailing avg.	\$114.11	\$117.37	\$114.11	\$117.37	\$644.00	\$49.28	-	\$61.39	-	\$110.85	-	\$141.90	-	\$217.16	-	-	-	-	\$644.00
iStorage - 5351 Moreland Ave 4.66 miles 5351 Moreland Ave, Ellenwood, GA 30294	Current Price	\$35.00	\$35.00	\$65.00	\$35.00	-	-	\$35.00	\$65.00	\$56.00	\$85.00	\$142.00	\$96.00	\$263.00	\$152.00	\$356.00	\$252.00	\$556.00	-	-
	12 mo. trailing avg.	\$221.41	\$221.41	\$212.24	\$221.41	-	-	\$71.84	\$92.18	\$85.85	\$135.80	\$200.11	\$164.93	\$309.42	\$273.27	\$370.72	\$422.92	\$600.36	-	-
Extra Space 4.71 miles 7700 Jonesboro Rd, Jonesboro, GA 30236	Current Price	\$57.00	\$57.00	\$84.00	\$57.00	\$99.00	-	-	-	\$57.00	\$84.00	\$93.00	\$113.00	\$108.00	\$145.00	\$152.00	-	-	-	\$99.00
	12 mo. trailing avg.	\$138.38	\$137.33	\$128.46	\$137.33	\$130.08	-	-	\$76.40	\$89.17	\$106.69	\$127.23	\$134.41	\$152.14	\$180.24	\$217.08	-	-	-	\$130.08

12 Month Trailing Average Rate History Continued

Summary - (Value, Any Floor)

		ALL UNITS WITHOUT PARKING	ALL UNITS WITH PARKING	ALL REG	ALL CC	ALL PARKING	5X5 REG	5X5 CC	5X10 REG	5X10 CC	10X10 REG	10X10 CC	10X15 REG	10X15 CC	10X20 REG	10X20 CC	10X30 REG	10X30 CC	CAR PARKING	RV PARKING
Extra Space 4.71 miles	Current Price	\$34.00	\$34.00	\$44.00	\$34.00	\$132.00	-	\$34.00	\$44.00	\$52.00	\$88.00	\$100.00	\$118.00	\$136.00	\$138.00	\$173.00	-	\$306.00	-	\$132.00
1375 Commerce Rd, Morrow, GA 30260	12 mo. trailing avg.	\$149.43	\$148.74	\$126.70	\$148.74	\$142.86	\$38.65	\$47.03	\$66.93	\$87.06	\$114.24	\$138.34	\$143.33	\$184.87	\$189.59	\$259.92	\$288.06	\$363.53	-	\$142.86
Public Storage 4.74 miles	Current Price	\$69.00	\$69.00	\$69.00	-	-	-	-	\$69.00	-	\$81.00	-	\$87.00	-	\$136.00	-	-	-	-	-
7493 Jonesboro Road, Jonesboro, GA 30236	12 mo. trailing avg.	\$124.69	\$124.69	\$124.69	\$124.69	-	-	-	\$77.63	-	\$108.19	-	\$143.95	-	\$205.15	-	-	-	-	-

Summary - (Premium, Any Floor)

		ALL UNITS WITHOUT PARKING	ALL UNITS WITH PARKING	ALL REG	ALL CC	ALL PARKING	5X5 REG	5X5 CC	5X10 REG	5X10 CC	10X10 REG	10X10 CC	10X15 REG	10X15 CC	10X20 REG	10X20 CC	10X30 REG	10X30 CC	CAR PARKING	RV PARKING
Market Average Price		\$137.51	\$136.99	\$118.94	\$159.66	\$126.17	\$51.49	\$61.74	\$62.93	\$83.49	\$103.12	\$143.76	\$132.75	\$194.27	\$166.17	\$249.50	\$299.00	\$368.00	-	\$126.17
SecurCare Self Storage - 7428 Davidson Cir E 0.24 mile	Current Price	\$242.00	\$242.00	\$185.00	\$242.00	-	\$19.00	-	\$22.00	-	\$45.00	\$79.00	\$92.00	\$115.00	\$106.00	\$138.00	\$185.00	\$242.00	-	-
7428 Davidson Cir E, Stockbridge, GA 30281	12 mo. trailing avg.	\$168.38	\$169.48	\$143.04	\$196.40	\$572.36	\$39.37	\$76.28	\$61.62	\$83.11	\$101.66	\$133.80	\$134.11	\$230.66	\$250.26	\$213.69	\$288.25	\$425.55	-	\$572.36
SecurCare Self Storage - 7330 Hannover Pkwy N 0.46 mile	Current Price	\$382.00	\$382.00	\$89.00	\$382.00	-	\$33.00	\$78.00	\$52.00	\$100.00	\$89.00	\$179.00	-	\$222.00	-	\$382.00	-	-	-	-
7330 Hannover Pkwy North, Stockbridge, GA 30281	12 mo. trailing avg.	\$169.77	\$171.27	\$158.57	\$181.58	\$654.73	\$65.20	\$67.41	\$67.26	\$92.56	\$135.74	\$152.80	\$175.15	\$225.60	\$271.77	\$360.36	\$307.60	-	-	\$654.73
SecurCare Self Storage - 599 GA-138 0.48 mile	Current Price	\$202.00	\$202.00	\$129.00	\$202.00	-	-	-	\$62.00	\$75.00	\$75.00	\$129.00	-	\$202.00	\$129.00	-	-	-	-	-
599 GA-138, Stockbridge, GA 90281	12 mo. trailing avg.	\$143.09	\$144.42	\$141.12	\$145.12	\$475.30	-	\$77.52	\$80.71	\$90.44	\$118.84	\$158.04	\$143.46	\$235.39	\$220.07	-	-	-	-	\$475.30
Extra Space 0.84 mile	Current Price	\$308.00	\$308.00	\$308.00	\$246.00	\$102.00	-	-	\$67.00	-	\$111.00	\$168.00	-	\$226.00	-	\$246.00	\$308.00	-	-	\$102.00
5334 N Henry Blvd, Stockbridge, GA 30281	12 mo. trailing avg.	\$191.77	\$190.55	\$186.79	\$198.66	\$179.97	-	\$74.93	\$83.62	\$108.90	\$139.77	\$199.16	\$174.52	\$235.26	\$229.36	\$282.77	\$311.85	-	-	\$179.97
Extra Space 1.80 miles	Current Price	\$158.00	\$158.00	\$138.00	\$158.00	\$121.00	-	\$50.00	\$46.00	\$82.00	\$82.00	\$123.00	\$93.00	-	\$138.00	\$158.00	-	-	-	\$121.00
2846 Mt Zion Rd, Jonesboro, GA 30236	12 mo. trailing avg.	\$164.58	\$164.41	\$167.24	\$160.71	\$162.98	\$45.51	\$60.18	\$77.09	\$92.54	\$118.72	\$155.08	\$167.27	\$203.77	\$221.45	\$246.54	\$302.41	-	-	\$162.98

12 Month Trailing Average Rate History Continued

Summary - (Premium, Any Floor)

		ALL UNITS WITHOUT PARKING	ALL UNITS WITH PARKING	ALL REG	ALL CC	ALL PARKING	5X5 REG	5X5 CC	5X10 REG	5X10 CC	10X10 REG	10X10 CC	10X15 REG	10X15 CC	10X20 REG	10X20 CC	10X30 REG	10X30 CC	CAR PARKING	RV PARKING
A-1 Mini Storage - Rex 2.05 miles 6435 Hwy 42, Rex, GA 30273	Current Price	-	-	-	-	-	-	-	-	-	-	-	-	-	-	-	-	-	-	-
	12 mo. trailing avg.	-	-	-	-	-	-	-	-	-	-	-	-	-	-	-	-	-	-	-
Apex Self Storage - Jonesboro 2.08 miles 2787 Hwy 138 SE, Jonesboro, GA 30236	Current Price	\$245.00	\$245.00	\$245.00	-	-	\$75.00	-	\$79.00	-	\$119.00	-	\$149.00	-	\$239.00	-	\$245.00	-	-	-
	12 mo. trailing avg.	\$150.76	\$150.76	\$150.76	-	-	\$75.00	-	\$85.82	-	\$126.36	-	\$142.99	-	\$236.61	-	\$245.00	-	-	-
Metro Self Storage - Rex 2.18 miles 6472 GA-42, Rex, GA 30273	Current Price	\$505.00	\$505.00	\$505.00	\$335.00	-	\$79.00	\$85.00	\$85.00	\$99.00	\$189.00	\$159.99	\$219.00	\$285.00	\$229.99	\$335.00	\$505.00	-	-	-
	12 mo. trailing avg.	\$225.04	\$225.04	\$202.86	\$247.21	-	\$75.25	\$106.23	\$110.38	\$142.90	\$186.93	\$179.87	\$225.30	\$258.46	\$300.19	\$313.91	\$384.67	\$512.86	-	-
North Henry Storage 2.50 miles 4400 North Henry Blvd, Stockbridge, GA 30281	Current Price	-	-	-	-	-	-	-	-	-	-	-	-	-	-	-	-	-	-	-
	12 mo. trailing avg.	-	-	-	-	-	-	-	-	-	-	-	-	-	-	-	-	-	-	-
Extra Space 2.69 miles 59 Banks Rd, Stockbridge, GA 30281	Current Price	\$180.00	\$180.00	\$180.00	\$92.00	\$162.00	-	-	\$82.00	\$92.00	\$117.00	-	\$180.00	-	-	-	-	-	-	\$162.00
	12 mo. trailing avg.	\$155.77	\$153.26	\$167.28	\$114.46	\$111.41	\$54.45	\$66.76	\$89.45	\$102.71	\$153.16	\$173.21	\$210.44	-	\$260.54	-	\$416.67	-	-	\$111.41
Extra Space 3.66 miles 1461 Hudson Bridge Rd, Stockbridge, GA 30281	Current Price	\$322.00	\$322.00	\$260.00	\$322.00	\$141.00	\$67.00	\$62.00	\$71.00	\$106.00	\$134.00	\$157.00	\$207.00	\$219.00	\$260.00	\$322.00	-	-	-	\$141.00
	12 mo. trailing avg.	\$201.47	\$193.92	\$197.87	\$204.89	\$118.23	\$73.32	\$76.81	\$95.03	\$106.70	\$164.94	\$181.32	\$216.52	\$260.50	\$285.25	\$334.28	\$470.81	\$429.86	-	\$118.23
Storage Xtra - Eagles Landing 4.00 miles 490 Eagles Landing Pkwy, Stockbridge, GA 30281	Current Price	\$233.00	\$233.00	\$159.00	\$233.00	-	\$27.00	-	\$52.00	\$68.00	\$107.00	\$214.00	\$134.00	\$151.00	\$159.00	\$233.00	-	-	-	-
	12 mo. trailing avg.	\$138.67	\$138.67	\$123.60	\$156.92	-	\$31.53	\$57.45	\$60.94	\$84.72	\$130.06	\$164.10	\$164.25	\$204.22	\$202.07	\$259.11	\$292.00	-	-	-
U-Haul Moving & Storage at Eagles Landing 4.31 miles 471 Eagles Landing Pkwy, Stockbridge, GA 30281	Current Price	\$209.95	\$209.95	-	\$209.95	-	-	\$79.95	-	\$114.95	-	\$159.95	-	\$209.95	-	-	-	-	-	-
	12 mo. trailing avg.	\$142.82	\$142.82	-	\$142.82	-	-	\$79.95	-	\$114.95	-	\$159.95	-	\$202.95	-	\$219.90	-	-	-	-
U-Haul Moving & Storage at South Lake 4.41 miles 1549 Mount Zion Rd, Morrow, GA 30260	Current Price	\$164.95	\$164.95	\$154.95	\$164.95	-	\$69.95	\$69.95	\$99.95	\$99.95	\$154.95	\$164.95	-	-	-	-	-	-	-	-
	12 mo. trailing avg.	\$115.55	\$115.55	\$112.70	\$117.54	-	\$68.06	\$69.95	\$97.99	\$99.95	\$151.68	\$161.49	\$212.23	\$217.13	-	-	-	-	-	-

12 Month Trailing Average Rate History Continued

Summary - (Premium, Any Floor)

		ALL UNITS WITHOUT PARKING	ALL UNITS WITH PARKING	ALL REG	ALL CC	ALL PARKING	5X5 REG	5X5 CC	5X10 REG	5X10 CC	10X10 REG	10X10 CC	10X15 REG	10X15 CC	10X20 REG	10X20 CC	10X30 REG	10X30 CC	CAR PARKING	RV PARKING
SecurCare Self Storage - 1515 Mt Zion Rd 4.52 miles 1515 Mt Zion Road, Morrow, GA 30260	Current Price	\$162.00	\$162.00	\$162.00	-	-	\$42.00	-	\$48.00	-	\$89.00	-	\$105.00	-	\$162.00	-	-	-	-	-
	12 mo. trailing avg.	\$114.11	\$117.37	\$114.11	-	\$644.00	\$49.28	-	\$61.39	-	\$110.85	-	\$141.90	-	\$217.16	-	-	-	-	\$644.00
iStorage - 5351 Moreland Ave 4.66 miles 5351 Moreland Ave, Ellenwood, GA 30294	Current Price	\$556.00	\$556.00	\$252.00	\$556.00	-	-	\$35.00	\$65.00	\$56.00	\$85.00	\$142.00	\$96.00	\$263.00	\$152.00	\$356.00	\$252.00	\$556.00	-	-
	12 mo. trailing avg.	\$221.41	\$221.41	\$212.24	\$228.93	-	-	\$71.84	\$92.18	\$85.85	\$135.80	\$200.11	\$164.93	\$309.42	\$273.27	\$370.72	\$422.92	\$600.36	-	-
Extra Space 4.71 miles 7700 Jonesboro Rd, Jonesboro, GA 30236	Current Price	\$152.00	\$152.00	\$145.00	\$152.00	\$99.00	-	-	-	\$57.00	\$84.00	\$93.00	\$113.00	\$108.00	\$145.00	\$152.00	-	-	-	\$99.00
	12 mo. trailing avg.	\$138.38	\$137.33	\$128.46	\$146.44	\$130.08	-	-	\$76.40	\$89.17	\$106.69	\$127.23	\$134.41	\$152.14	\$180.24	\$217.08	-	-	-	\$130.08
Extra Space 4.71 miles 1375 Commerce Rd, Morrow, GA 30260	Current Price	\$306.00	\$306.00	\$138.00	\$306.00	\$132.00	-	\$34.00	\$44.00	\$52.00	\$88.00	\$100.00	\$118.00	\$136.00	\$138.00	\$173.00	-	\$306.00	-	\$132.00
	12 mo. trailing avg.	\$149.90	\$149.48	\$126.70	\$168.90	\$145.92	\$38.65	\$47.59	\$66.93	\$87.93	\$114.24	\$138.78	\$143.33	\$185.44	\$189.59	\$261.95	\$288.06	\$363.53	-	\$145.92
Public Storage 4.74 miles 7493 Jonesboro Road, Jonesboro, GA 30236	Current Price	\$136.00	\$136.00	\$136.00	-	-	-	-	\$69.00	-	\$81.00	-	\$87.00	-	\$136.00	-	-	-	-	-
	12 mo. trailing avg.	\$125.23	\$125.23	\$125.23	-	-	-	-	\$77.63	-	\$108.87	-	\$145.15	-	\$205.36	-	-	-	-	-

Rate per Square Foot by Store Type

Comparison of the current rate per Square Foot of the market to the average rate per square foot by each of the three store types - REITs (Real Estate Investment Trusts include: Public Storage, Extra Space, Cubesmart, National Storage Affiliates, Life Storage, and Global Self Storage), Midsize Operators (2+ stores) and Small Operators (1 store, independent operators).

OVERALL MARKET AVERAGE	REITS	LARGE OPS	MID OPS	SINGLE OPS
\$0.92	\$0.73	\$1.73	\$1.37	N/A
\$1.17	\$1.06	\$1.36	\$1.05	\$1.13
\$0.96	\$0.80	\$1.05	\$1.07	\$1.09

● This Market ● National Totals and Averages ● Georgia State Total and Averages

Rate per Square Foot by Unit Type

Analysis of the average rate per square foot by each of the most common unit types.

ALL UNITS WITHOUT PARKING	ALL UNITS WITH PARKING	ALL PARKING	ALL REG	ALL CC	5X5 REG	5X5 CC	5X10 REG	5X10 CC	10X10 REG	10X10 CC	10X15 REG	10X15 CC	10X20 REG	10X20 CC	10X30 REG	10X30 CC	CAR PARKING	RV PARKING
\$1.00	\$0.92	\$0.22	\$0.81	\$1.21	\$1.85	\$1.97	\$0.84	\$1.37	\$0.68	\$1.09	\$0.64	\$0.95	\$0.57	\$0.79	\$0.88	\$0.76	N/A	\$0.22
\$1.21	\$1.16	\$0.42	\$1.06	\$1.41	\$1.87	\$2.01	\$1.29	\$1.55	\$1.01	\$1.26	\$0.87	\$1.12	\$0.80	\$1.09	\$0.74	\$1.06	\$0.51	\$0.41
\$0.99	\$0.96	\$0.33	\$0.86	\$1.10	\$1.45	\$1.53	\$1.03	\$1.23	\$0.81	\$1.02	\$0.72	\$0.92	\$0.70	\$0.90	\$0.66	\$0.92	\$0.46	\$0.32

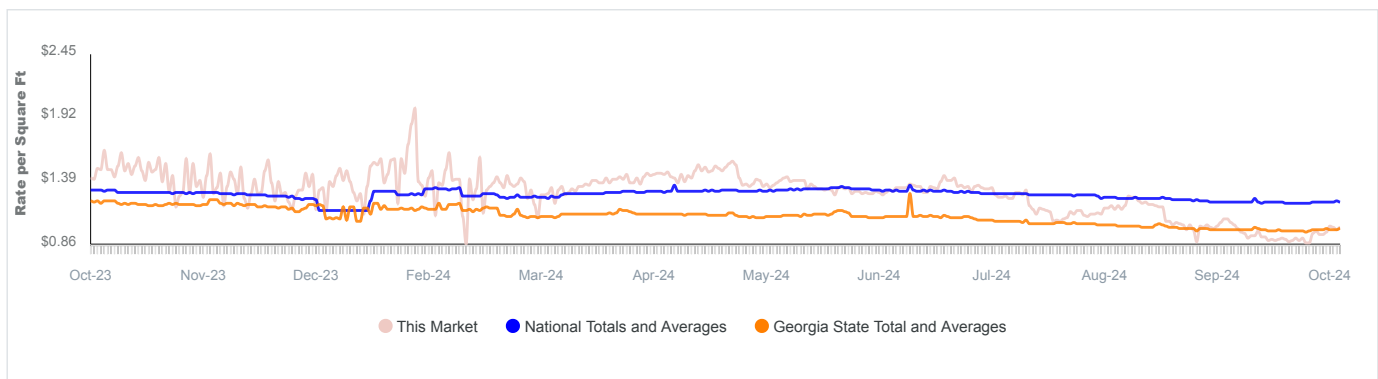
● This Market ● National Totals and Averages ● Georgia State Total and Averages

Rate per Square Foot History Graph

Historical graphs showing the average rate per square feet for each of the most common unit types.

All Units Without Parking (Last 1 Year)

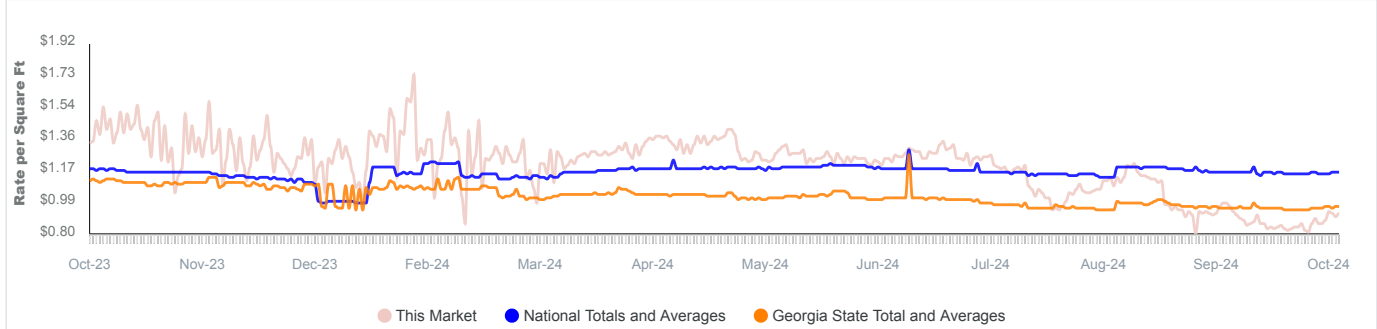
⚠️ ● This Market ● National Totals and Averages ● Georgia State Total and Averages has same value in the series.



Rate per Square Foot History Graph Continued

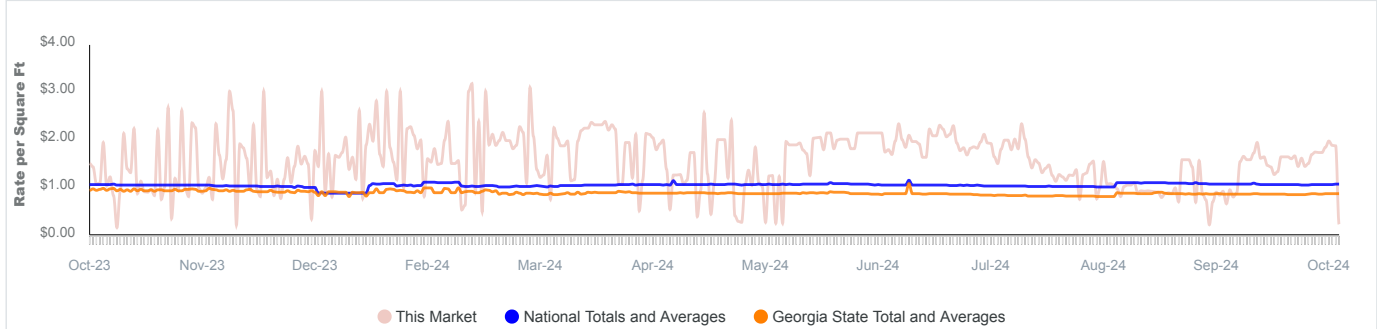
All Units With Parking (Last 1 Year)

⚠️ ● This Market ● National Totals and Averages ● Georgia State Total and Averages *has same value in the series.*



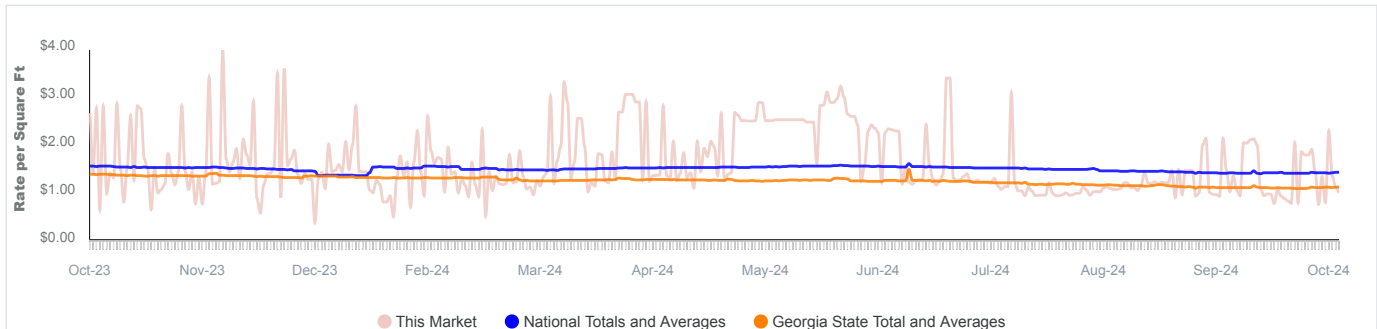
All Reg (Last 1 Year)

⚠️ ● This Market ● National Totals and Averages ● Georgia State Total and Averages *has same value in the series.*



All CC (Last 1 Year)

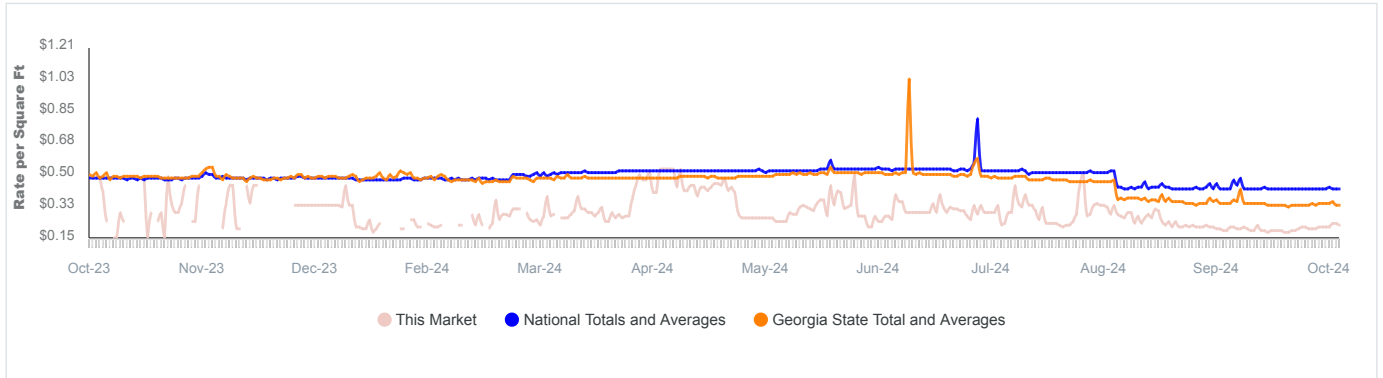
⚠️ ● This Market ● Georgia State Total and Averages *has same value in the series.*



Rate per Square Foot History Graph Continued

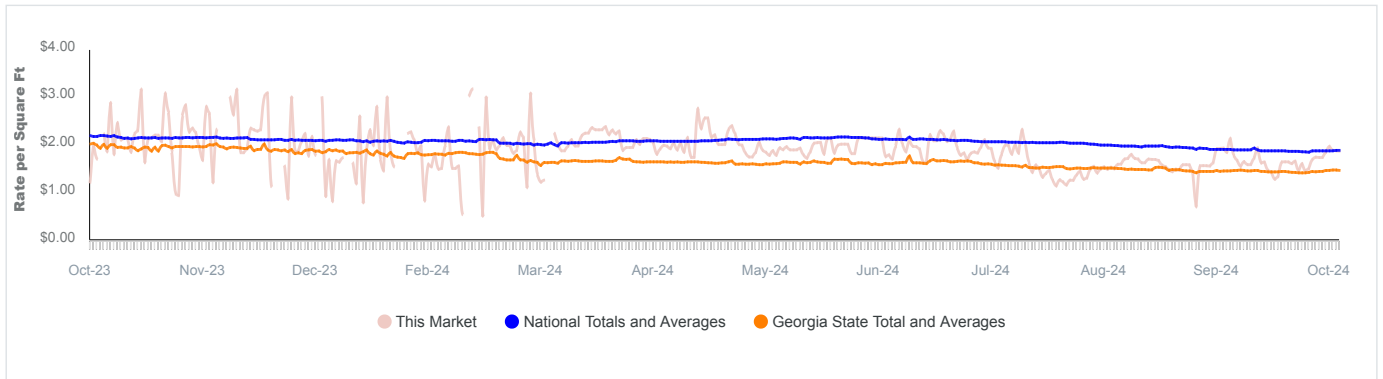
All Parking (Last 1 Year)

⚠️ ● This Market ● National Totals and Averages ● Georgia State Total and Averages *has same value in the series.*



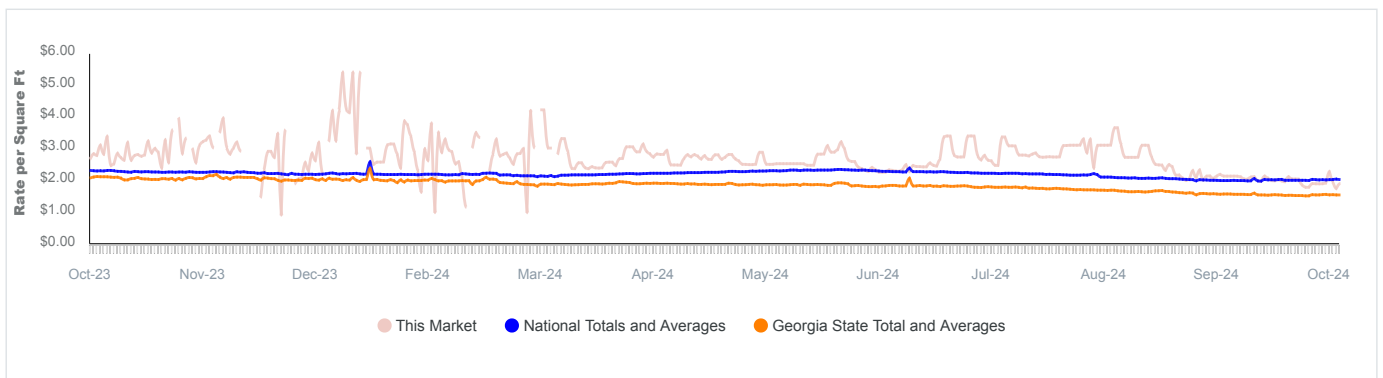
5x5 Reg (Last 1 Year)

⚠️ ● This Market ● National Totals and Averages ● Georgia State Total and Averages *has same value in the series.*



5x5 CC (Last 1 Year)

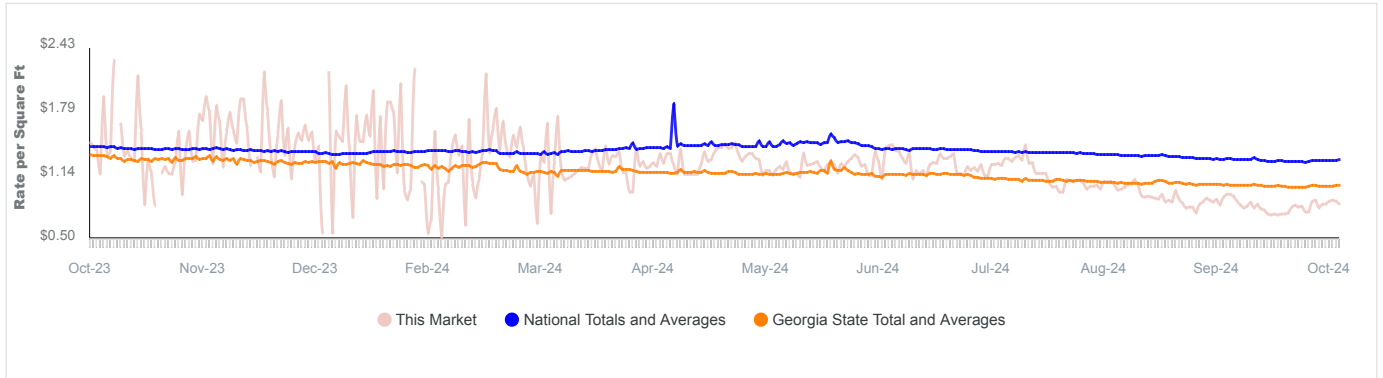
⚠️ ● This Market ● National Totals and Averages *has same value in the series.*



Rate per Square Foot History Graph Continued

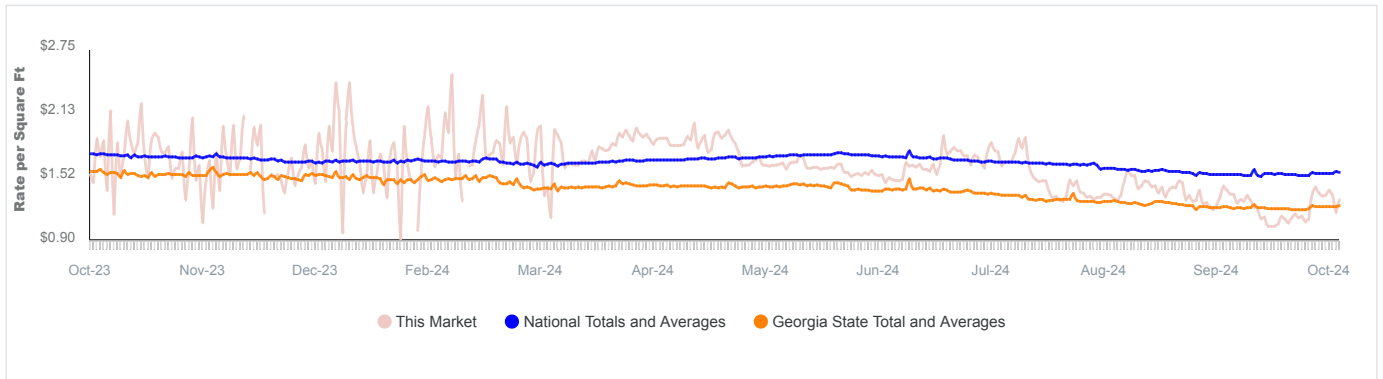
5x10 Reg (Last 1 Year)

⚠️ ● This Market ● National Totals and Averages ● Georgia State Total and Averages *has same value in the series.*



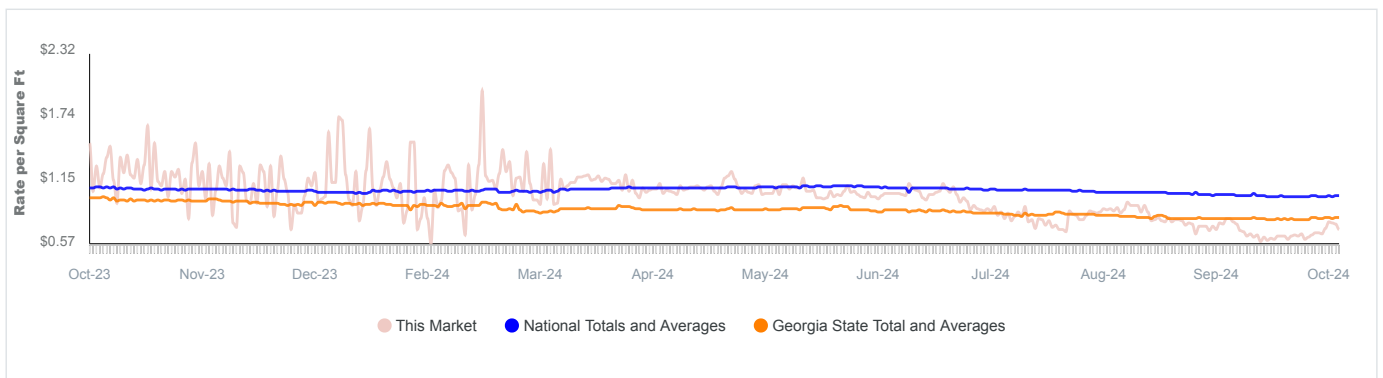
5x10 CC (Last 1 Year)

⚠️ ● This Market ● National Totals and Averages ● Georgia State Total and Averages *has same value in the series.*



10x10 Reg (Last 1 Year)

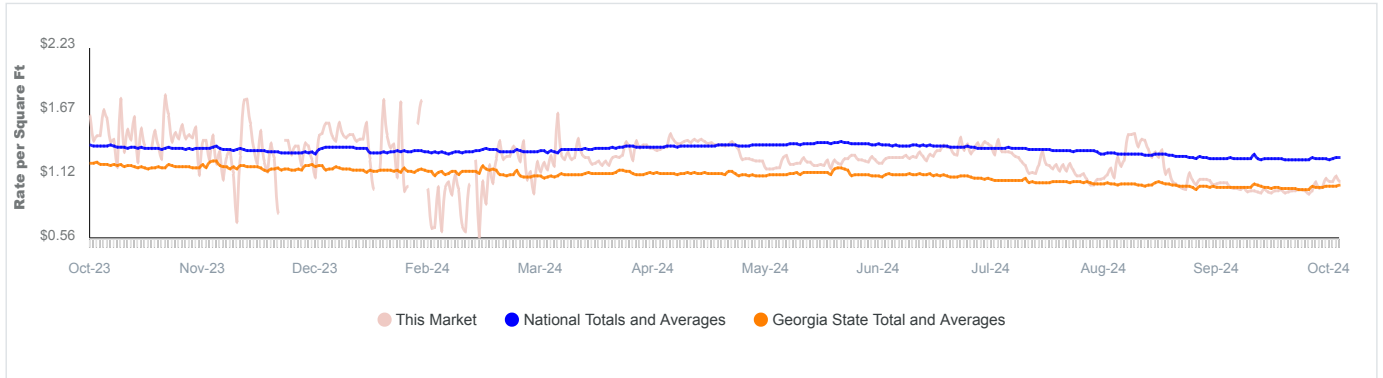
⚠️ ● This Market ● National Totals and Averages ● Georgia State Total and Averages *has same value in the series.*



Rate per Square Foot History Graph Continued

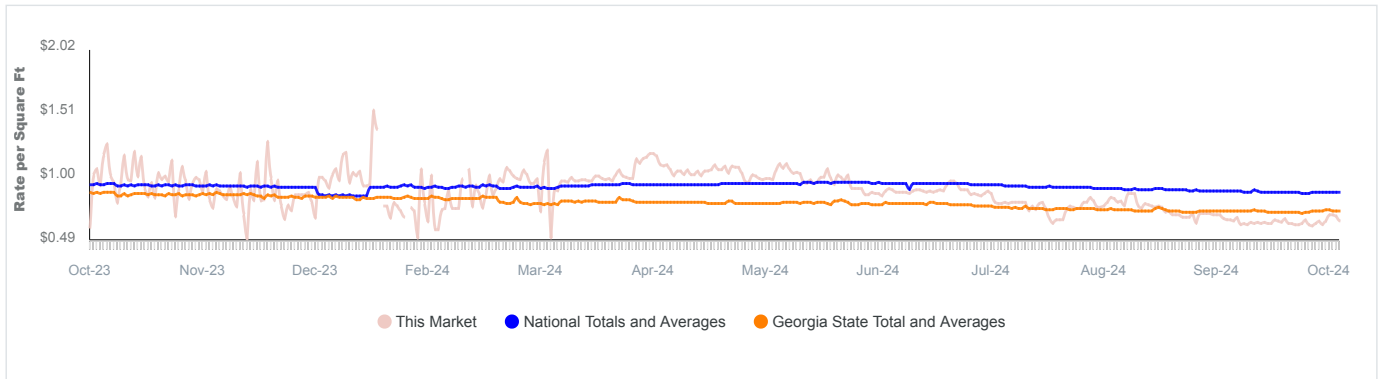
10x10 CC (Last 1 Year)

⚠️ ● This Market ● National Totals and Averages ● Georgia State Total and Averages *has same value in the series.*



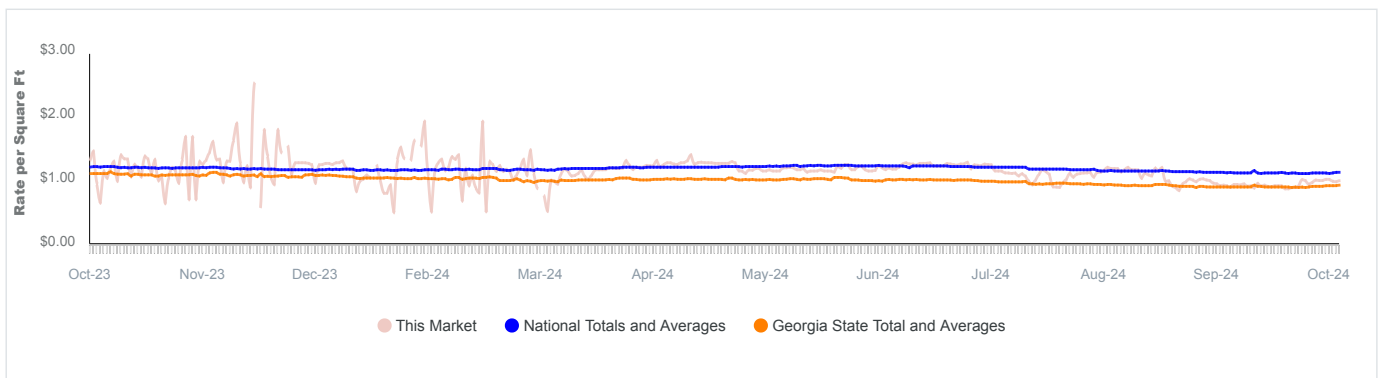
10x15 Reg (Last 1 Year)

⚠️ ● This Market ● National Totals and Averages ● Georgia State Total and Averages *has same value in the series.*



10x15 CC (Last 1 Year)

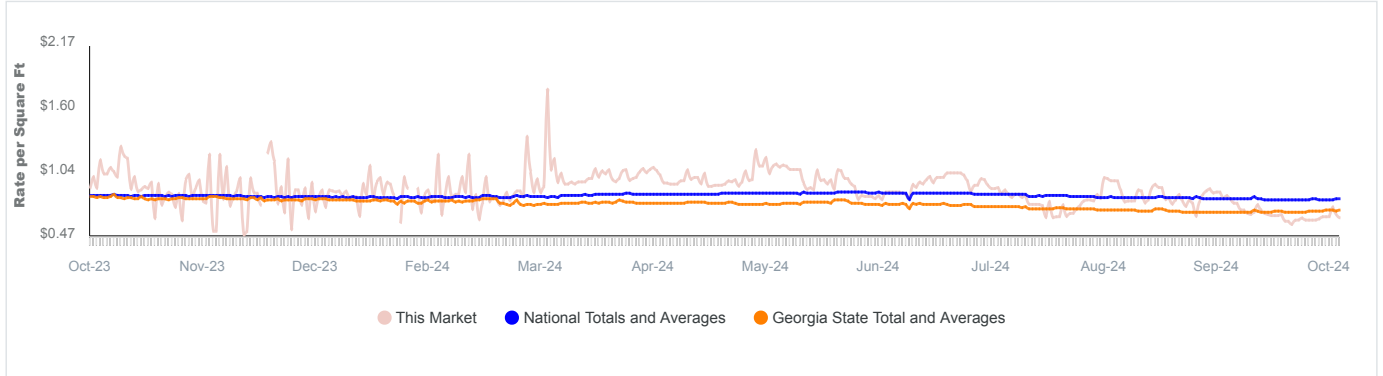
⚠️ ● This Market ● National Totals and Averages ● Georgia State Total and Averages *has same value in the series.*



Rate per Square Foot History Graph Continued

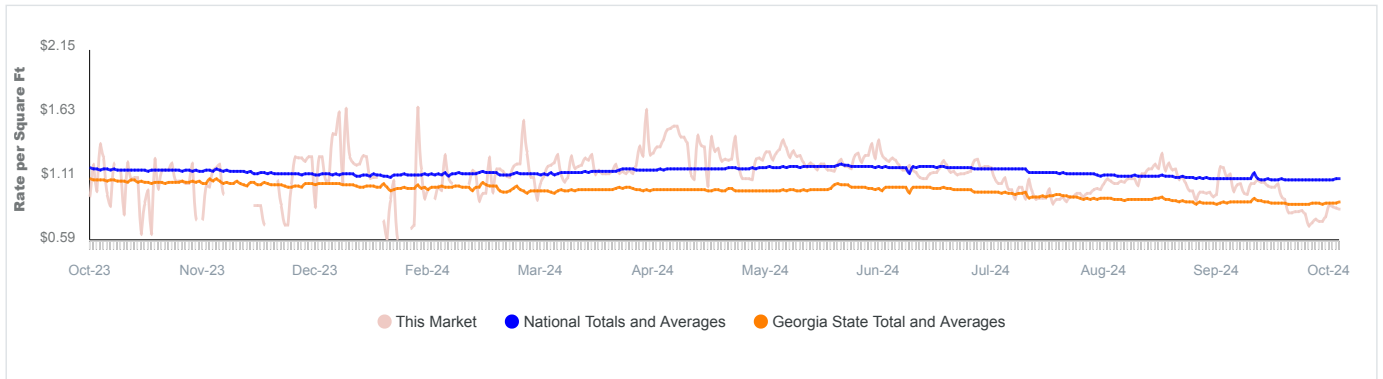
10x20 Reg (Last 1 Year)

⚠️ ● This Market ● National Totals and Averages ● Georgia State Total and Averages *has same value in the series.*



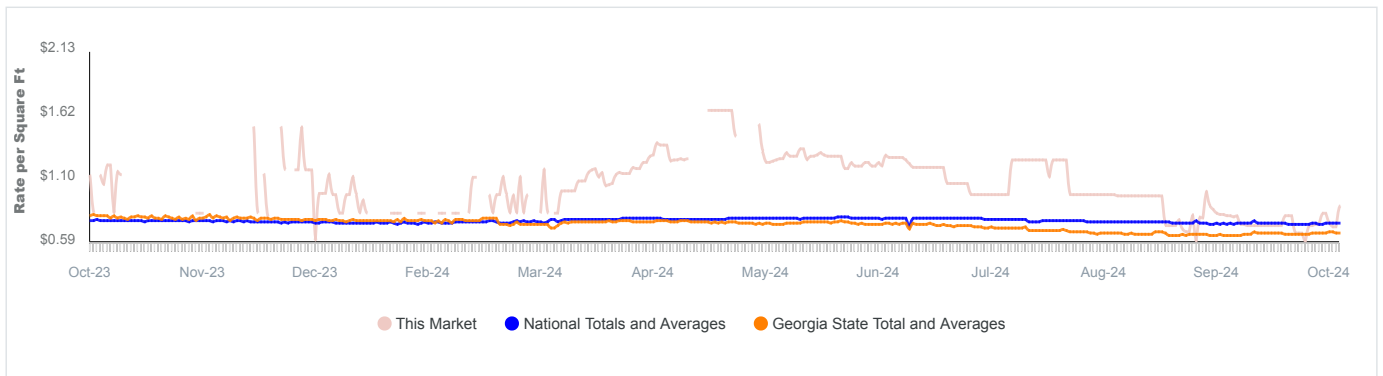
10x20 CC (Last 1 Year)

⚠️ ● This Market ● National Totals and Averages ● Georgia State Total and Averages *has same value in the series.*



10x30 Reg (Last 1 Year)

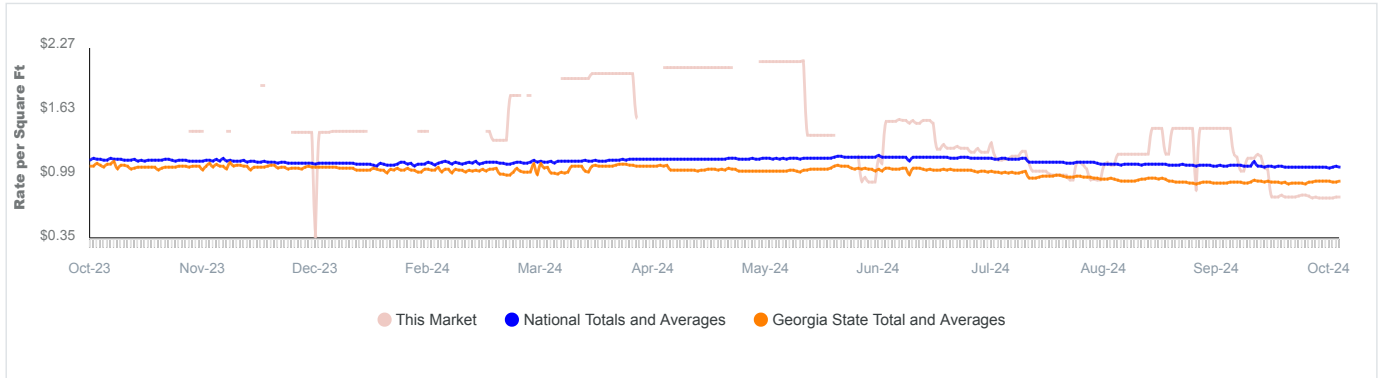
⚠️ ● This Market ● National Totals and Averages ● Georgia State Total and Averages *has same value in the series.*



Rate per Square Foot History Graph Continued

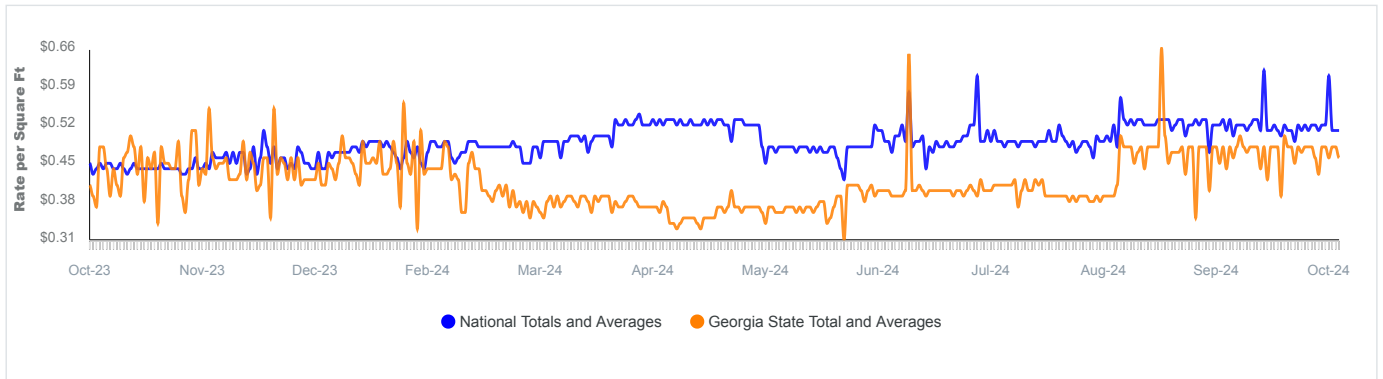
10x30 CC (Last 1 Year)

⚠️ ● This Market ● National Totals and Averages ● Georgia State Total and Averages has same value in the series.



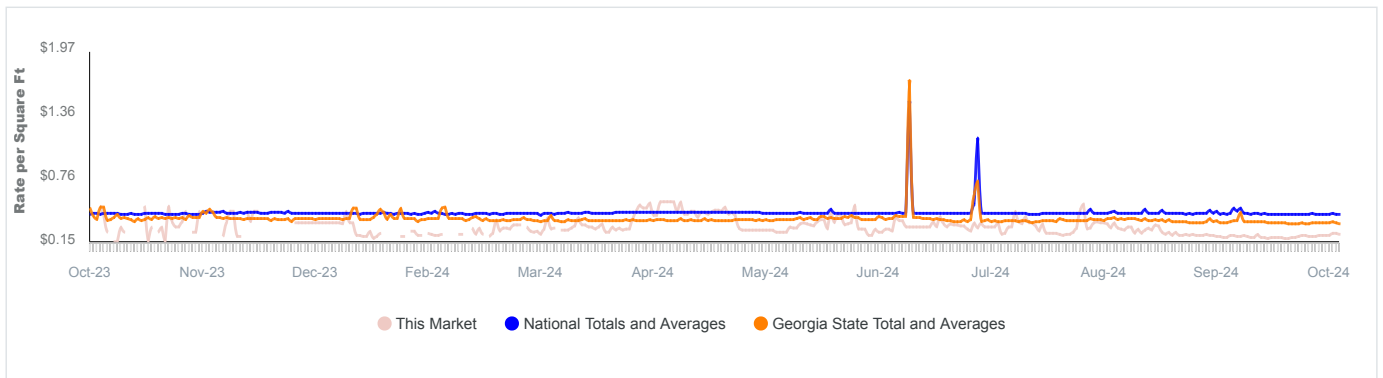
Car Parking (Last 1 Year)

⚠️ ● National Totals and Averages ● Georgia State Total and Averages has same value in the series.



RV Parking (Last 1 Year)

⚠️ ● This Market ● National Totals and Averages ● Georgia State Total and Averages has same value in the series.



Average Unit Type Rates

Comparison of each of the most common unit types and the average Advertised Online rate for each.

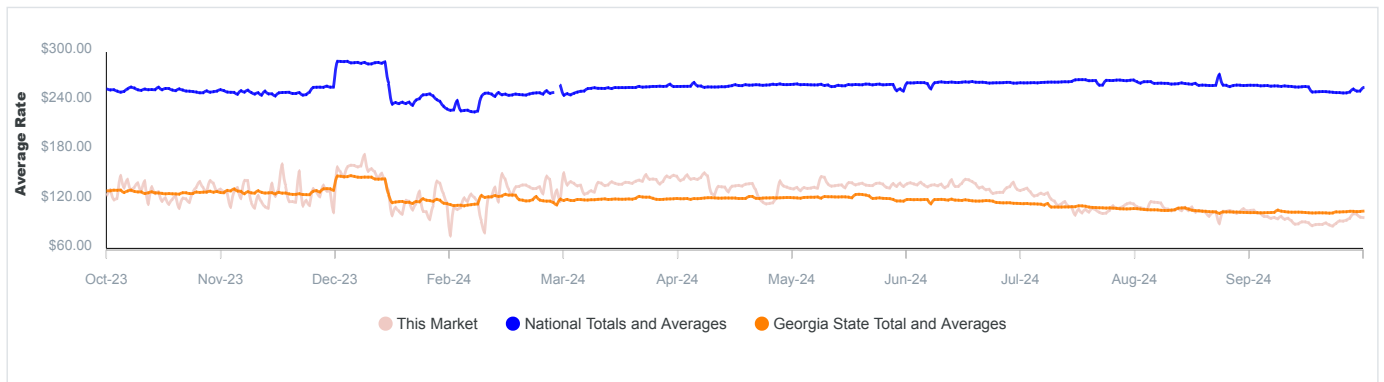
ALL UNITS WITHOUT PARKING	ALL UNITS WITH PARKING	ALL PARKING	ALL REG	ALL CC	5X5 REG	5X5 CC	5X10 REG	5X10 CC	10X10 REG	10X10 CC	10X15 REG	10X15 CC	10X20 REG	10X20 CC	10X30 REG	10X30 CC	CAR PARKING	RV PARKING
\$94.48	\$91.60	\$63.73	\$82.53	\$107.99	\$46.27	\$49.19	\$41.92	\$68.29	\$67.89	\$108.89	\$96.47	\$142.78	\$114.52	\$158.74	\$263.40	\$229.00	N/A	\$63.73
\$121.79	\$123.38	\$146.43	\$116.10	\$128.94	\$46.65	\$50.32	\$64.38	\$77.54	\$101.21	\$125.94	\$131.13	\$167.86	\$159.87	\$217.47	\$221.78	\$318.64	\$129.39	\$147.46
\$105.30	\$105.23	\$103.62	\$98.47	\$111.72	\$36.14	\$38.34	\$51.56	\$61.28	\$80.91	\$101.54	\$108.71	\$137.46	\$139.07	\$180.20	\$199.29	\$276.06	\$105.14	\$103.55

● This Market
 ● National Totals and Averages
 ● Georgia State Total and Averages

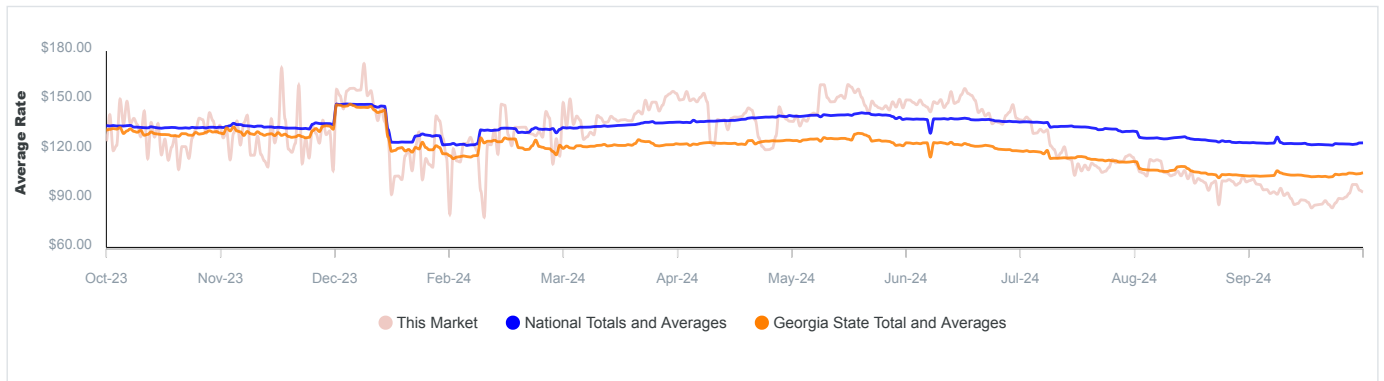
Average Rates History

Historical graphs showing the average rate over the past 12 months for each of the most common unit types.

All Units Without Parking (Last 1 Year)



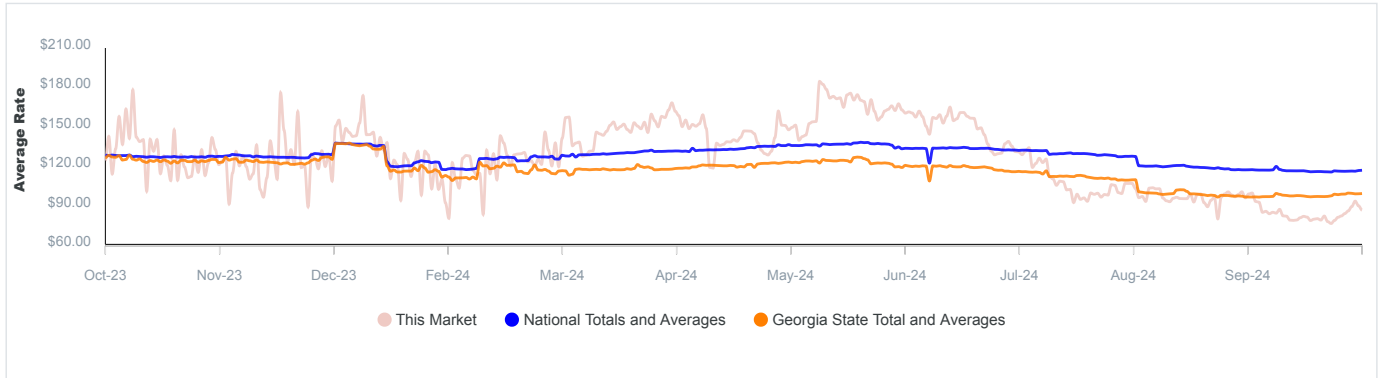
All Units With Parking (Last 1 Year)



Average Rates History Continued

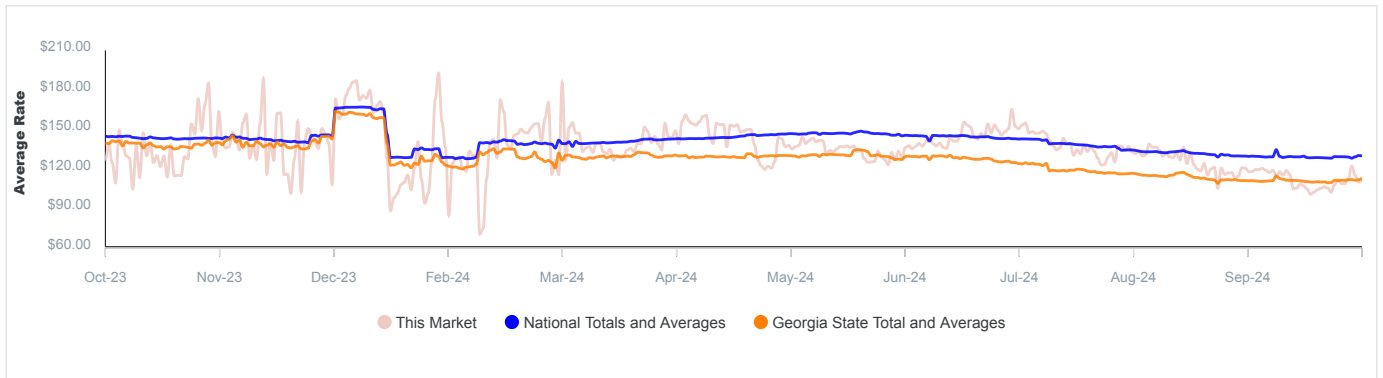
All Reg (Last 1 Year)

⚠️ ● National Totals and Averages ● Georgia State Total and Averages has same value in the series.



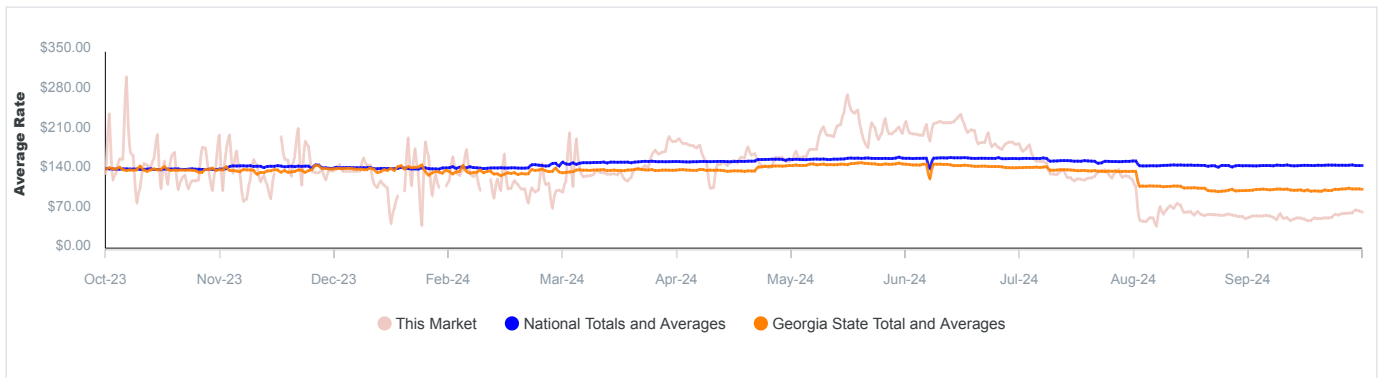
All CC (Last 1 Year)

⚠️ ● This Market ● National Totals and Averages has same value in the series.



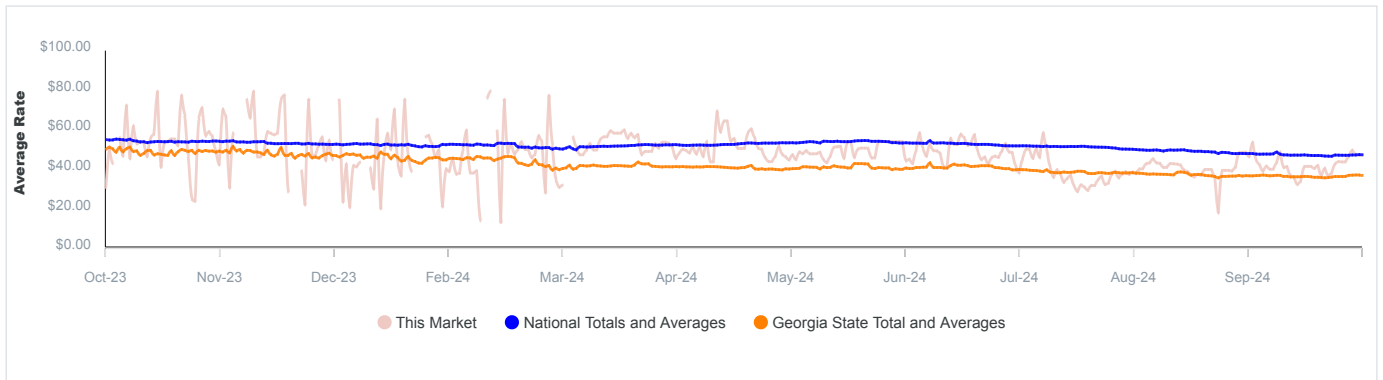
All Parking (Last 1 Year)

⚠️ ● This Market ● Georgia State Total and Averages has same value in the series.

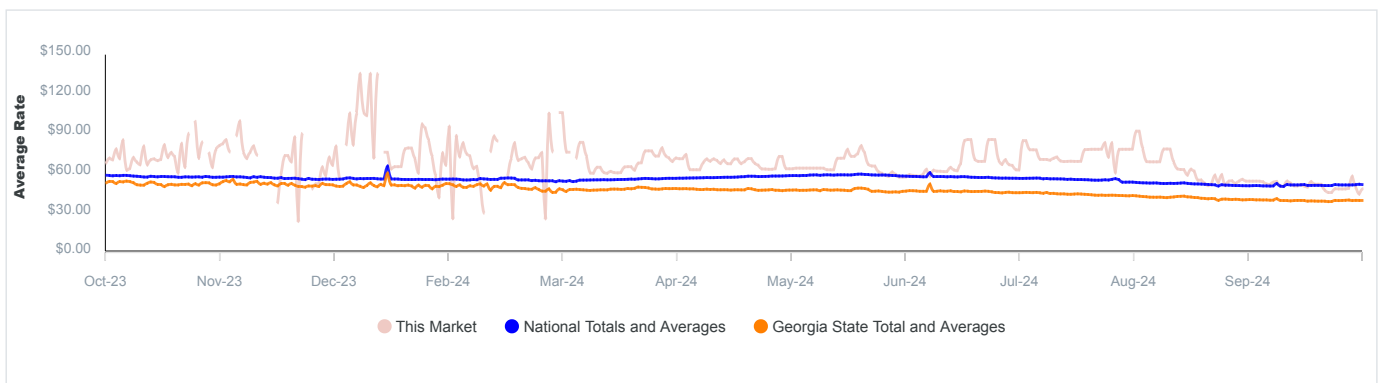


Average Rates History Continued

5x5 Reg (Last 1 Year)

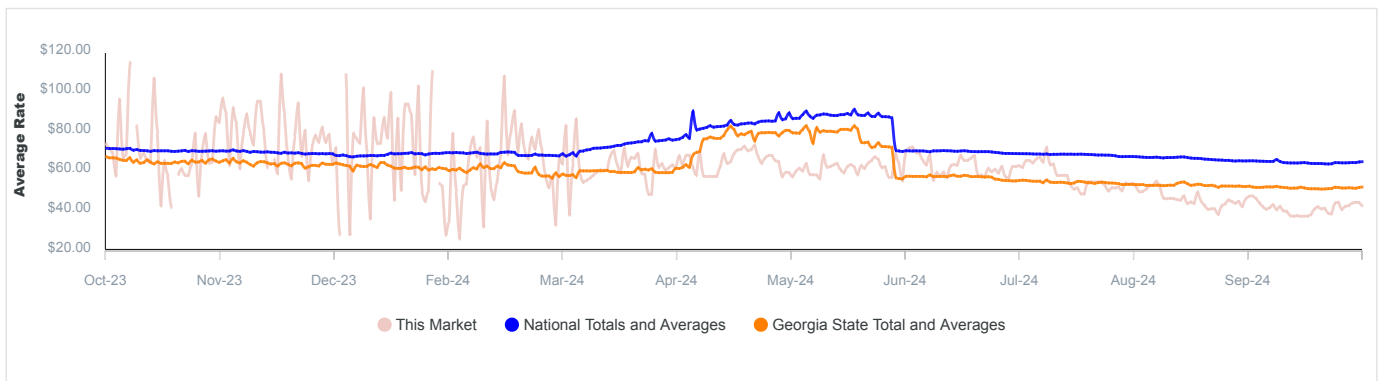


5x5 CC (Last 1 Year)



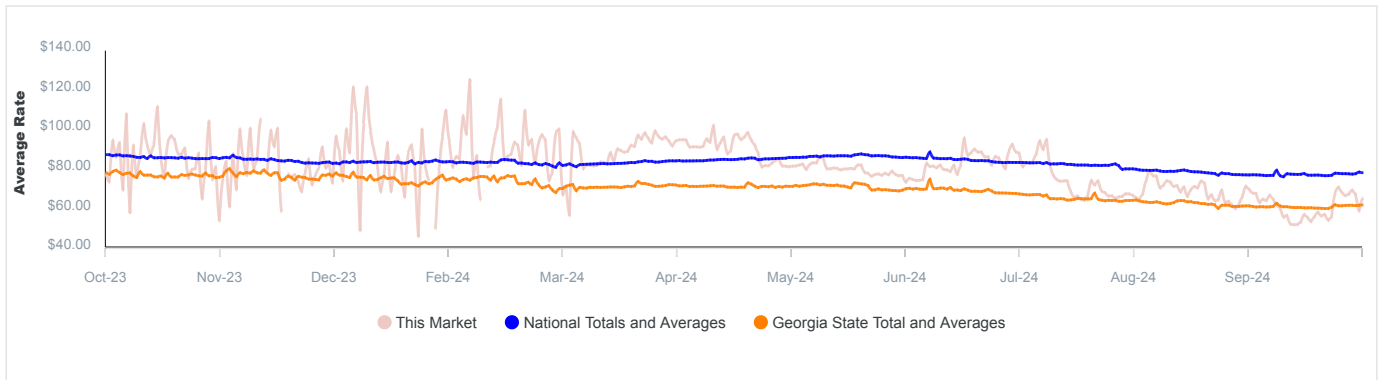
5x10 Reg (Last 1 Year)

⚠️ This Market (light red) and National Totals and Averages (blue) has same value in the series.

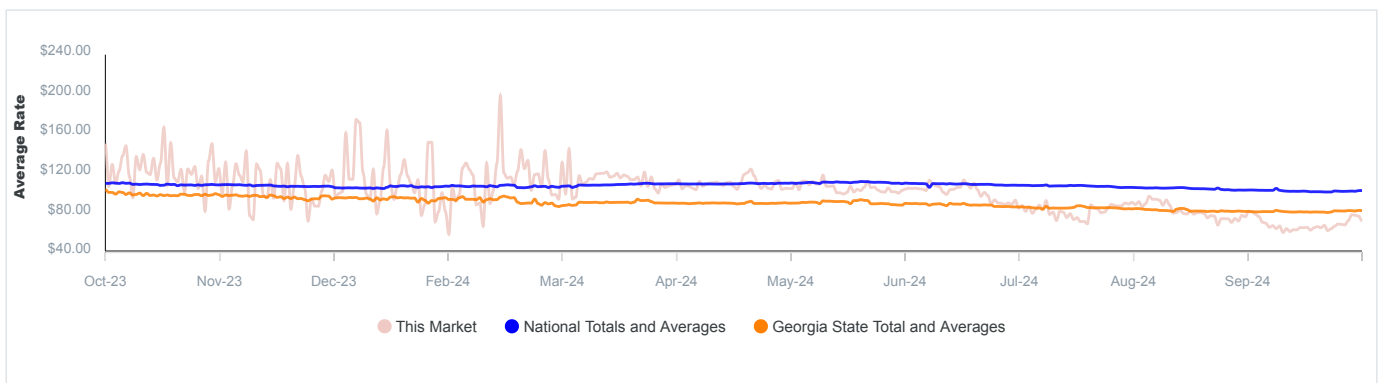


Average Rates History Continued

5x10 CC (Last 1 Year)

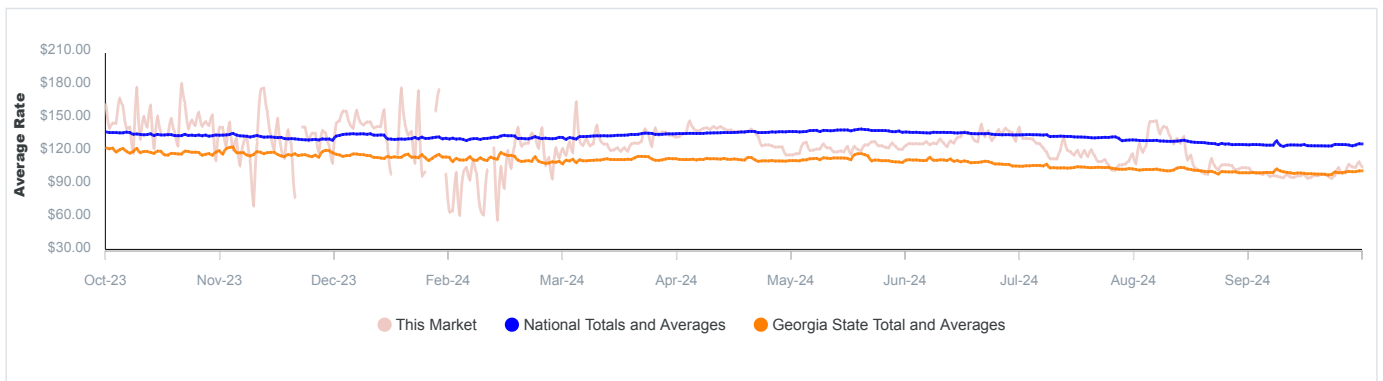


10x10 Reg (Last 1 Year)



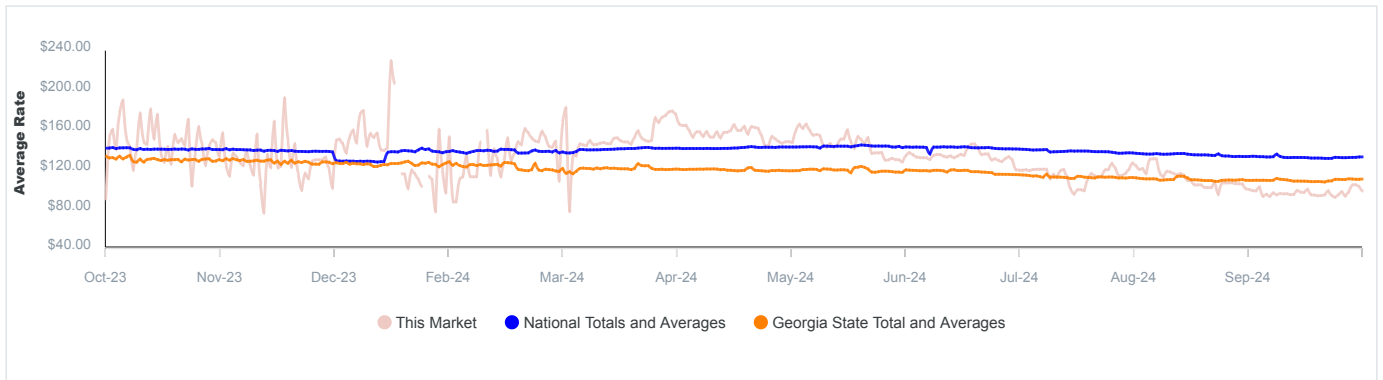
10x10 CC (Last 1 Year)

⚠️ This Market (light red) and National Totals and Averages (blue) has same value in the series.

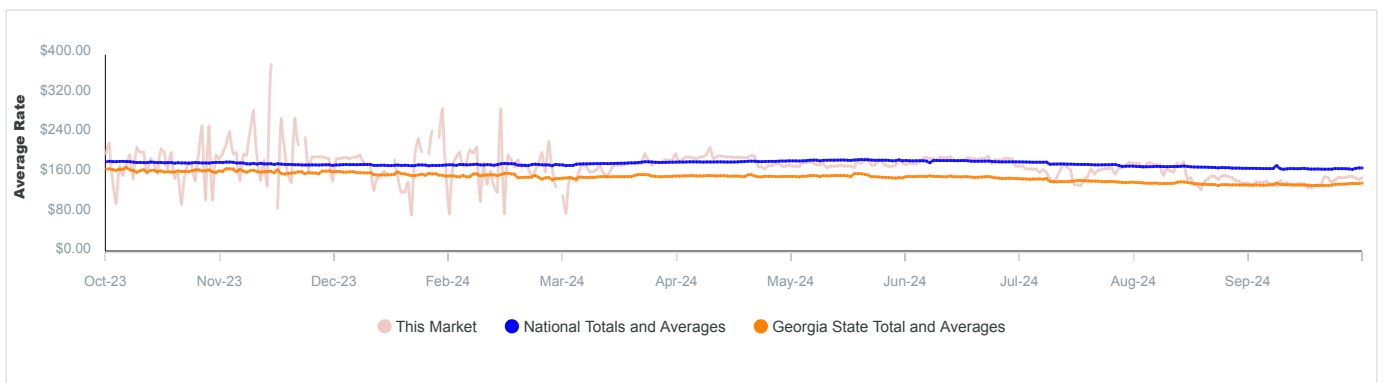


Average Rates History Continued

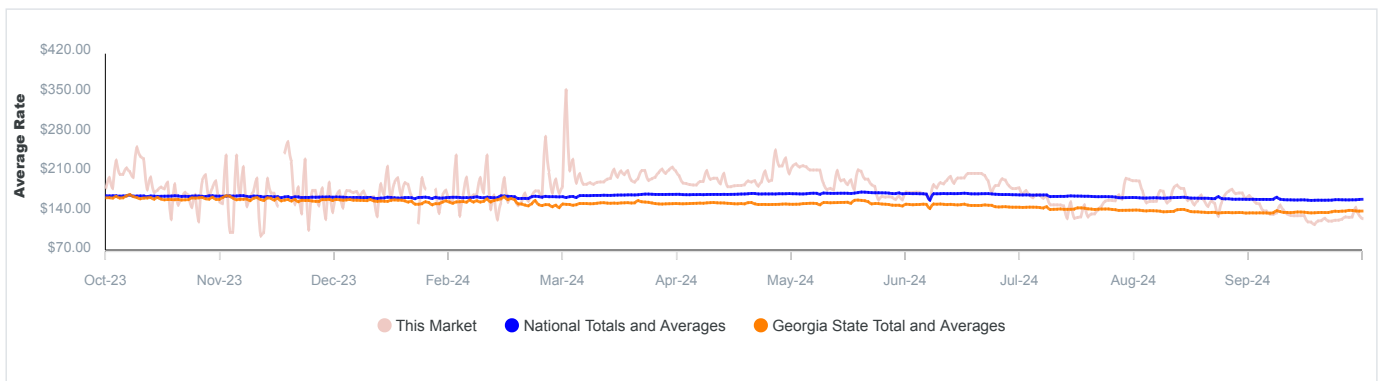
10x15 Reg (Last 1 Year)



10x15 CC (Last 1 Year)

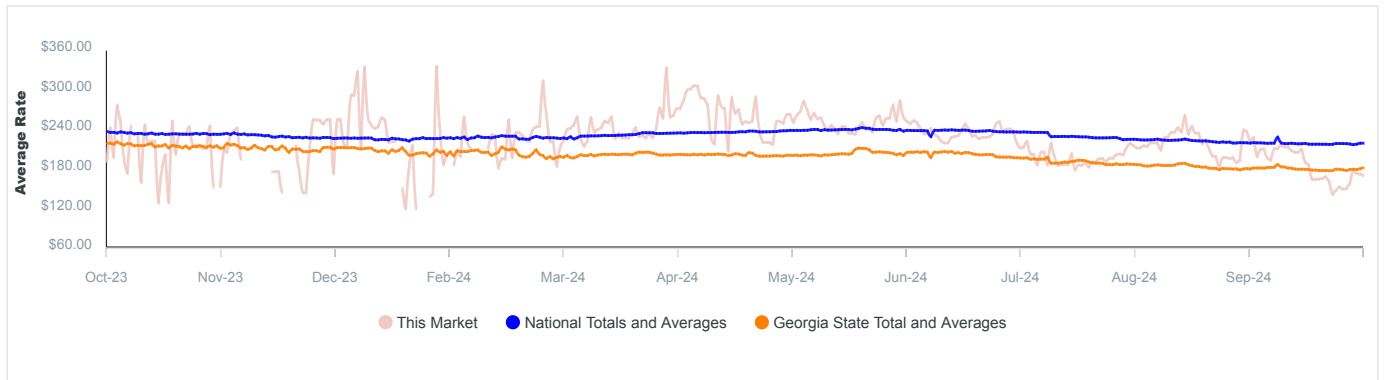


10x20 Reg (Last 1 Year)

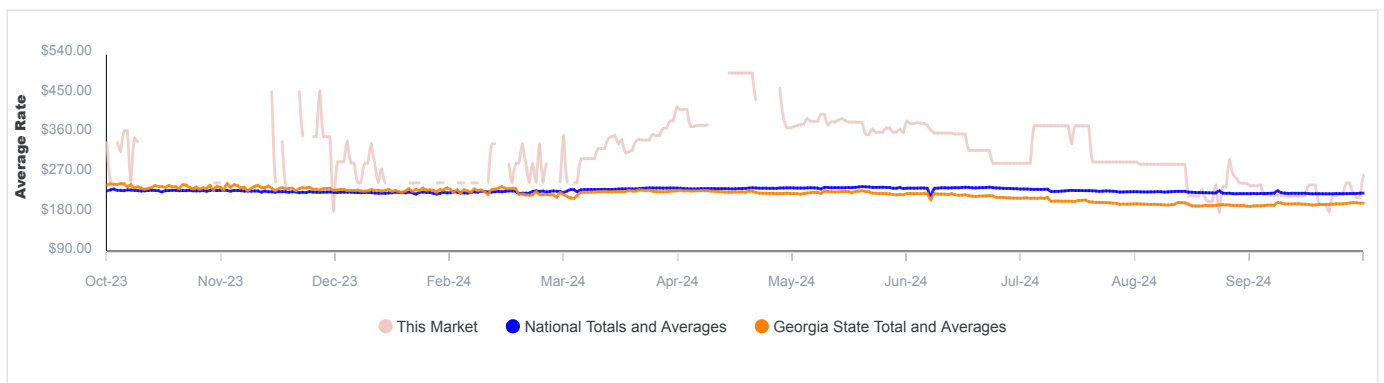


Average Rates History Continued

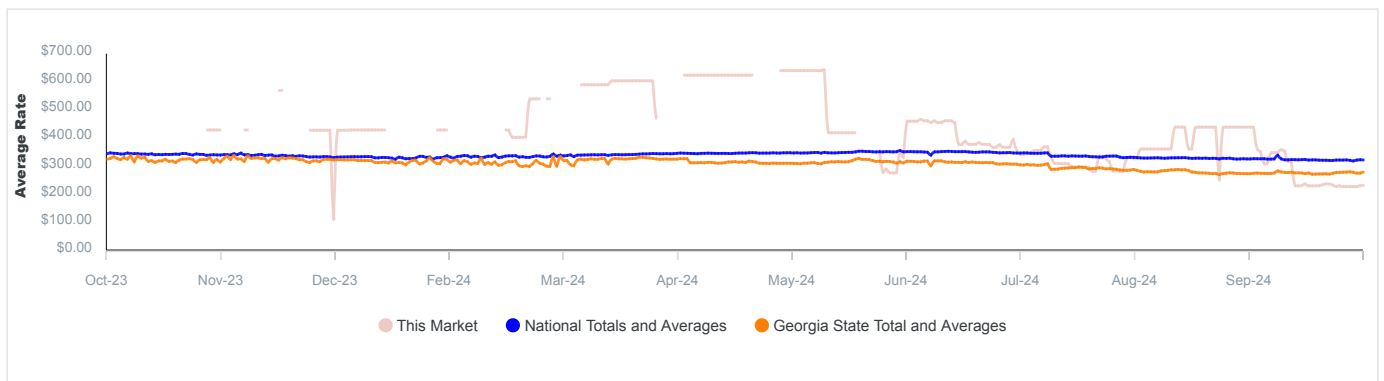
10x20 CC (Last 1 Year)



10x30 Reg (Last 1 Year)

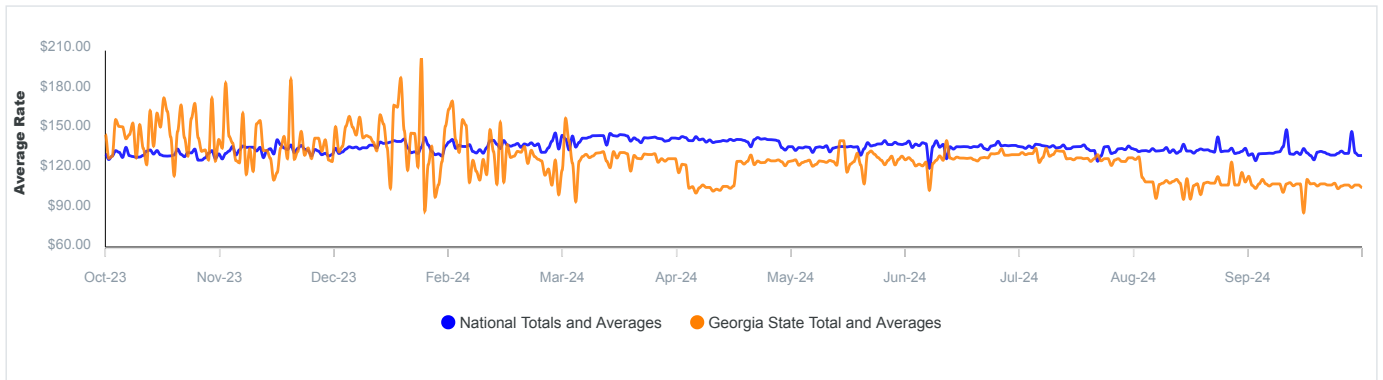


10x30 CC (Last 1 Year)

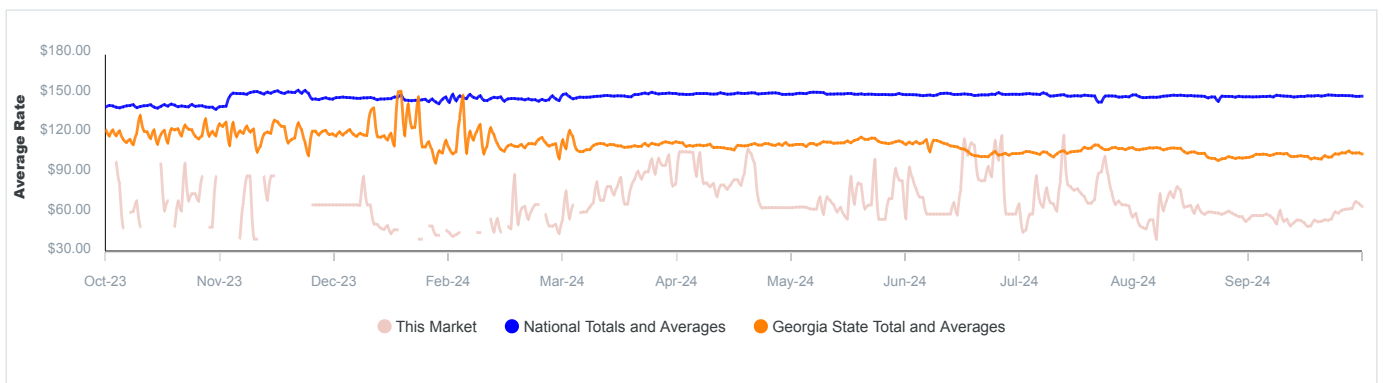


Average Rates History Continued

Car Parking (Last 1 Year)



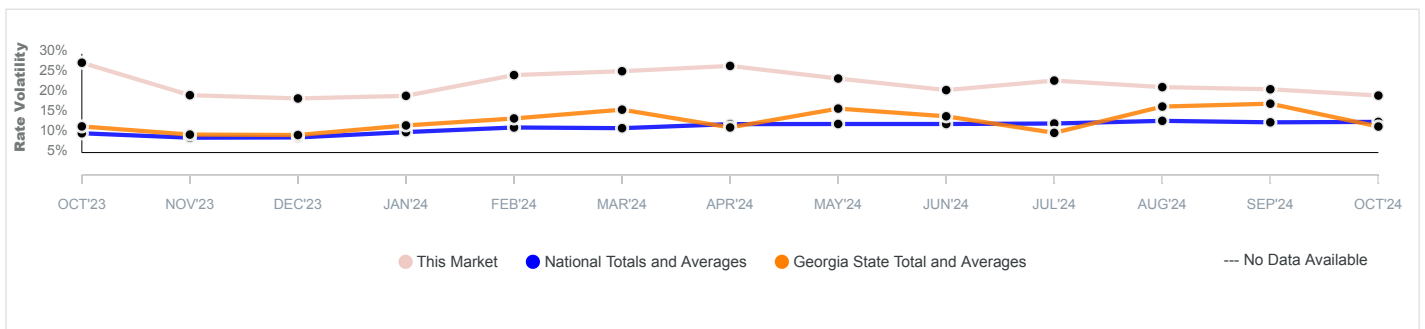
RV Parking (Last 1 Year)



Rate Volatility History

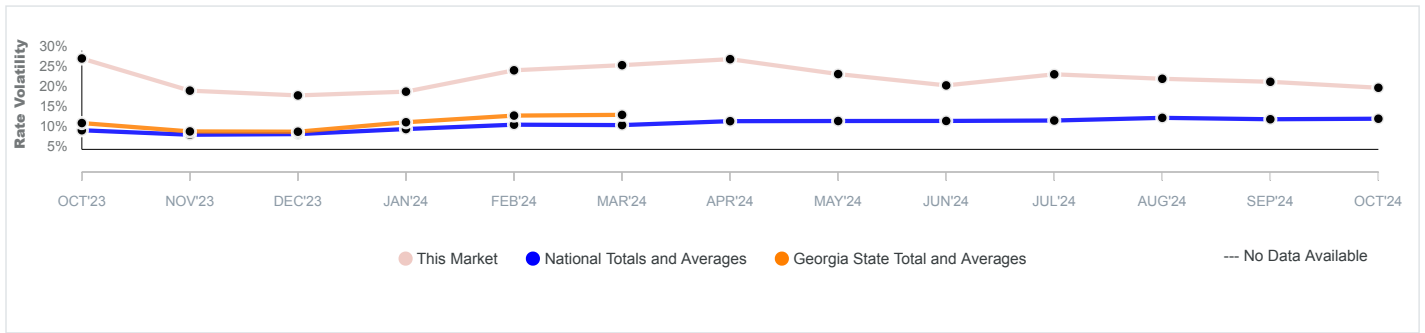
Graphs with the average rate volatility over the last 12 months for each of the most common unit types. rate volatility measures the number of rate changes (by a store or a market) over a period of time. A higher rate volatility percentage indicates a more aggressive operator or market.

All Units Without Parking (Last 1 Year)

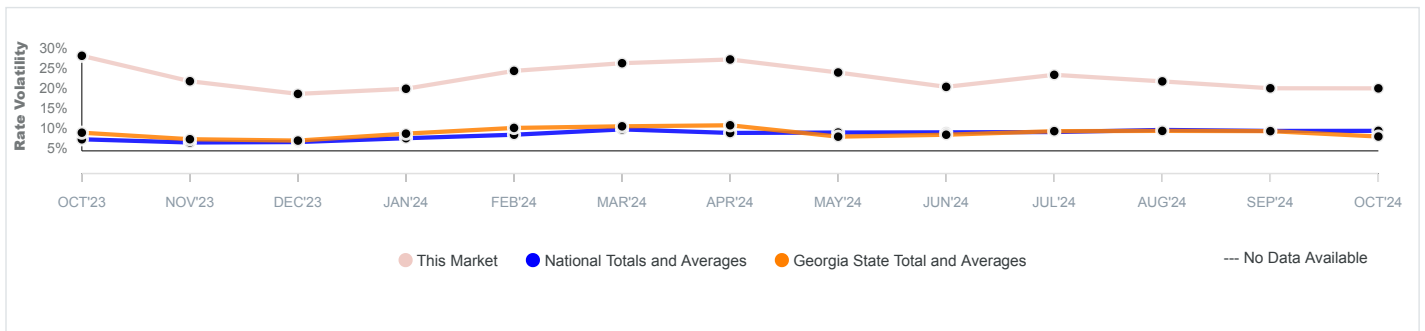


Rate Volatility History Continued

All Units With Parking (Last 1 Year)

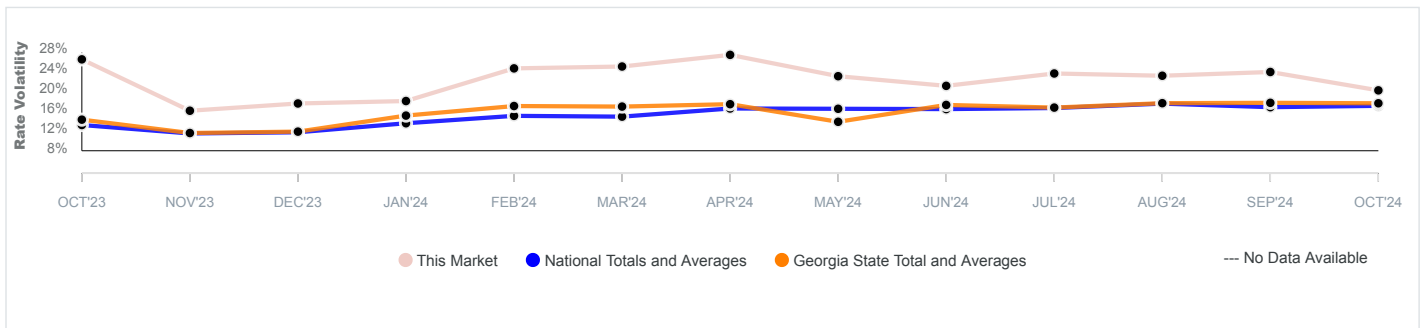


All Reg (Last 1 Year)



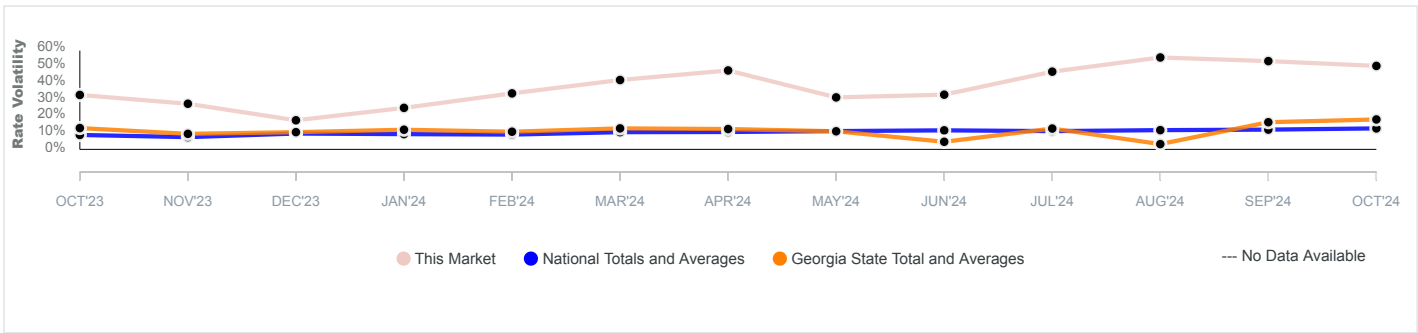
All CC (Last 1 Year)

 ● National Totals and Averages ● Georgia State Total and Averages has same value in the series.

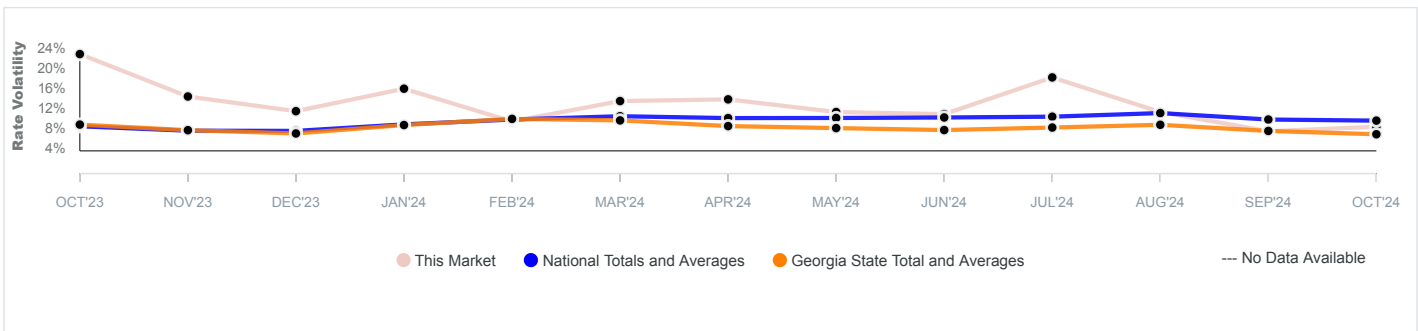


Rate Volatility History Continued

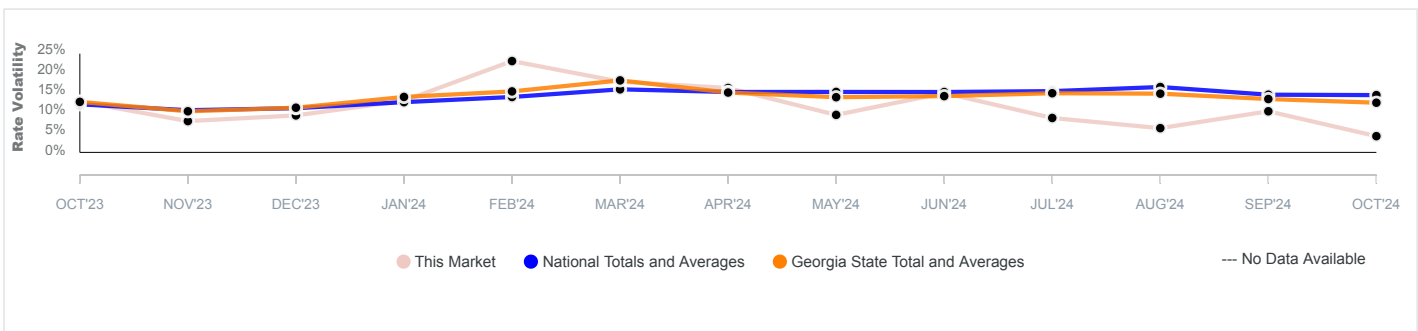
All Parking (Last 1 Year)



5x5 Reg (Last 1 Year)

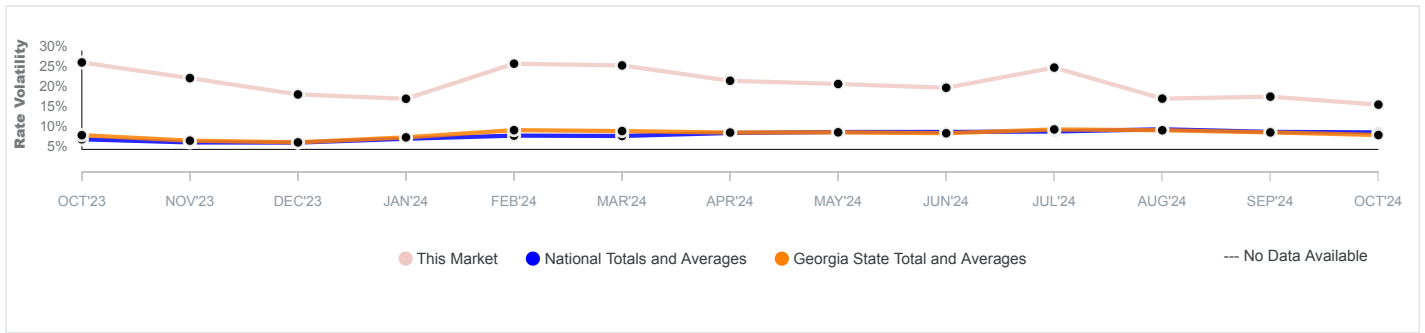


5x5 CC (Last 1 Year)

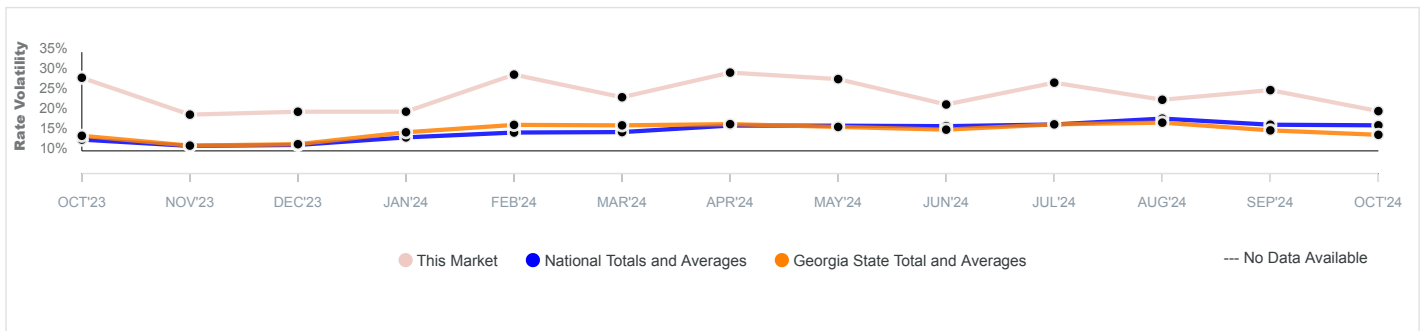


Rate Volatility History Continued

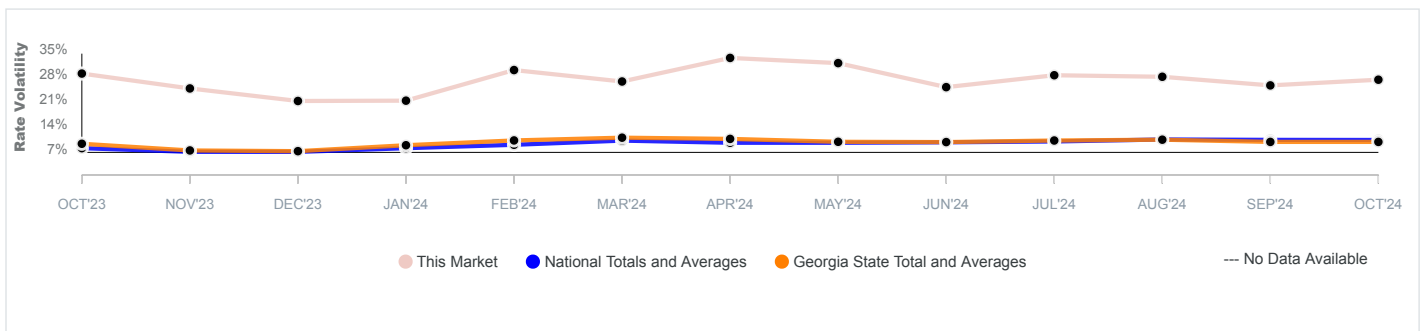
5x10 Reg (Last 1 Year)



5x10 CC (Last 1 Year)

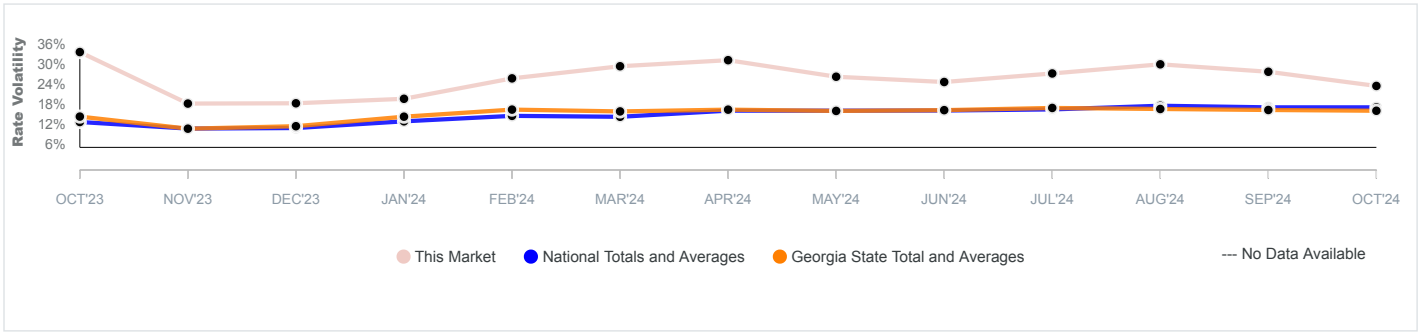


10x10 Reg (Last 1 Year)

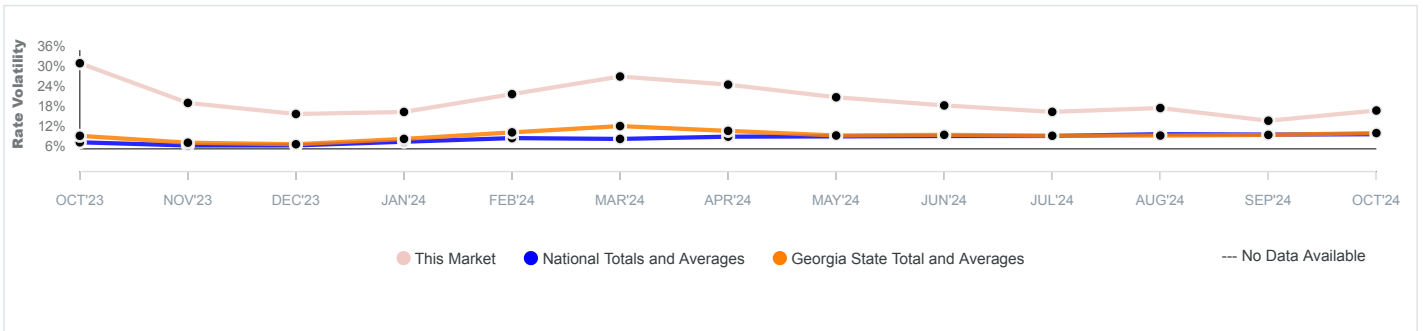


Rate Volatility History Continued

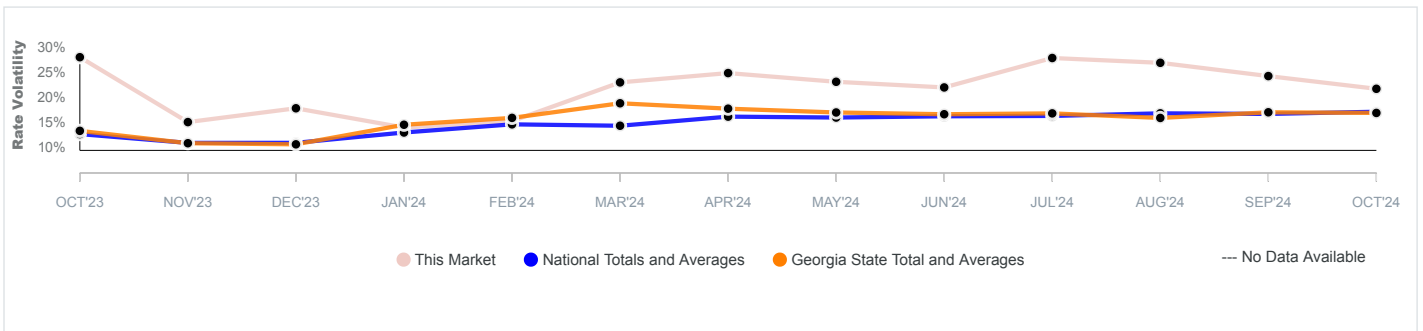
10x10 CC (Last 1 Year)



10x15 Reg (Last 1 Year)

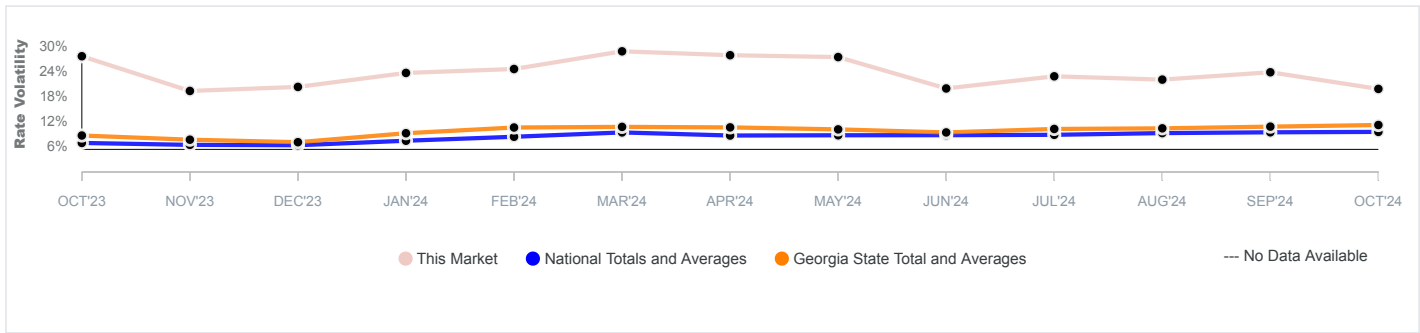


10x15 CC (Last 1 Year)



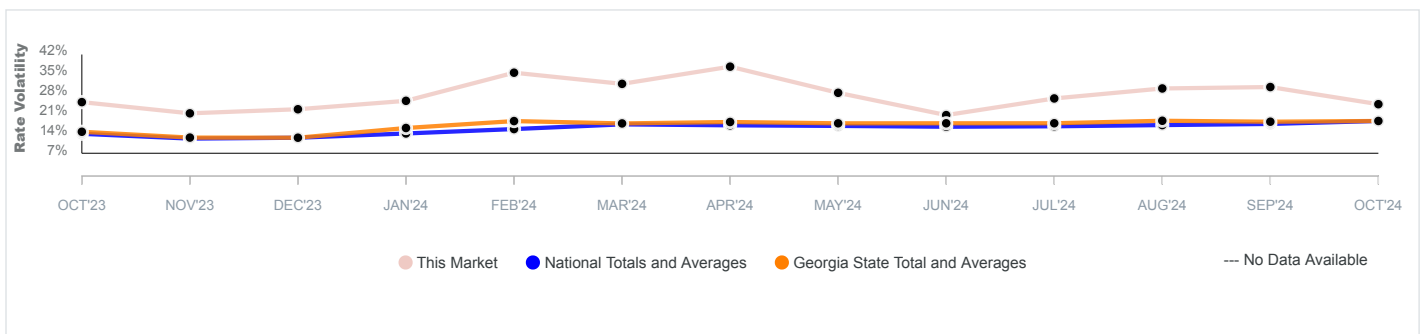
Rate Volatility History Continued

10x20 Reg (Last 1 Year)

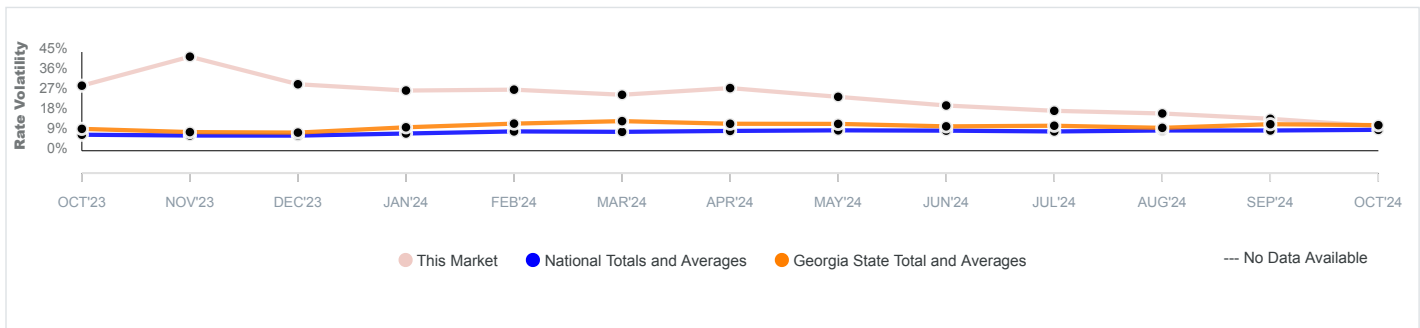


10x20 CC (Last 1 Year)

⚠️ **National Totals and Averages** **Georgia State Total and Averages** has same value in the series.

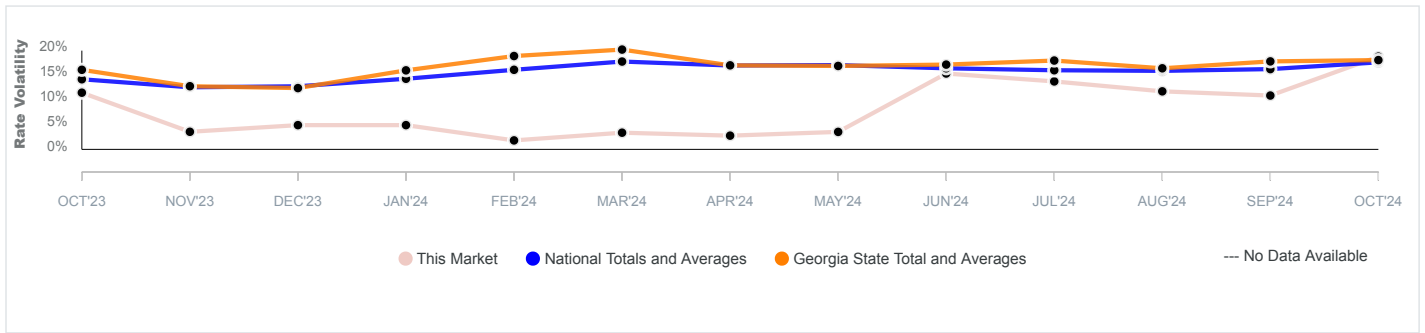


10x30 Reg (Last 1 Year)

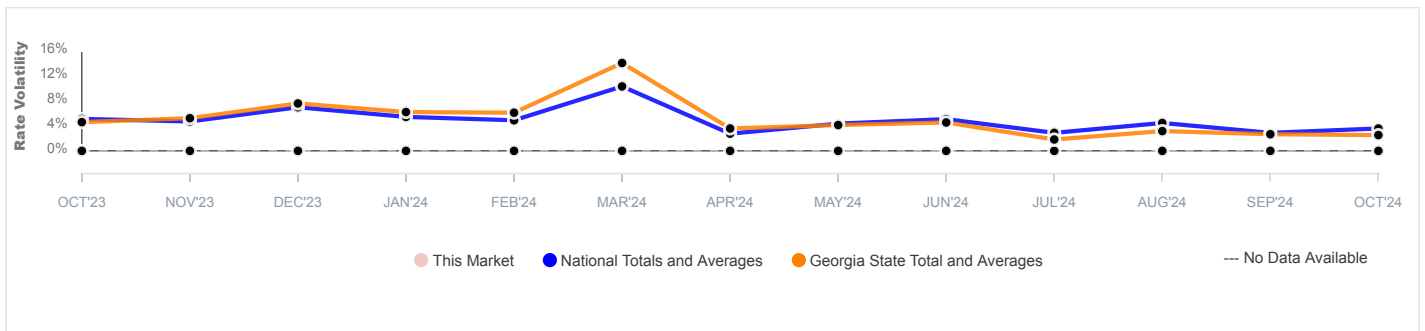


Rate Volatility History Continued

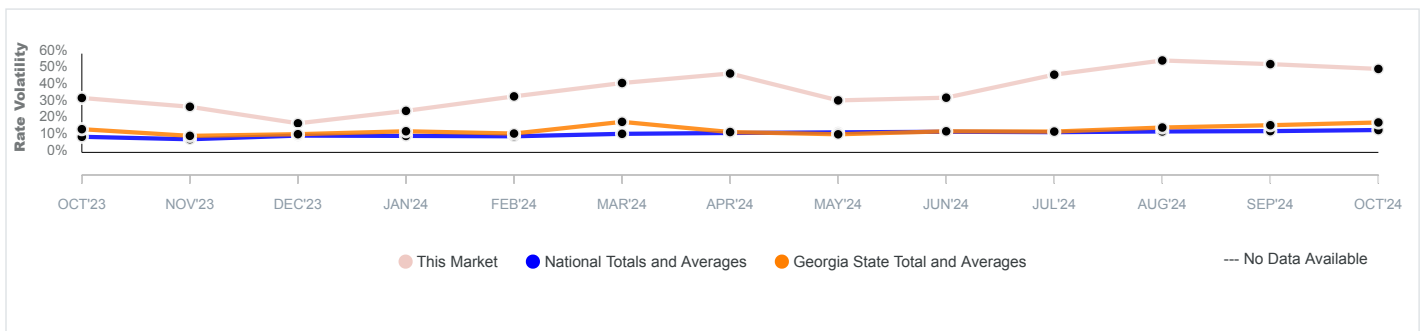
10x30 CC (Last 1 Year)



Car Parking (Last 1 Year)



RV Parking (Last 1 Year)



Current Inventory Availability by Unit Type

Current number of Stores in the market offering each of the most common unit types.

On Market: From the total number of stores in this market, the number of stores that are currently advertising that specific unit type.

Off Market: From the total number of stores in this market, the number of stores that are currently not advertising that specific unit type.

All REG: From the total number of stores in this market, the number of stores that are currently advertising (On Market) or not advertising (Off Market) Non-CC unit types.

All CC: From the total number of stores in this market, the number of stores that are currently advertising (On Market) or not advertising (Off Market) CC unit types.

UNIT TYPES	THIS MARKET		NATIONAL TOTALS AND AVERAGES		GEORGIA STATE TOTAL AND AVERAGES	
	ONMARKET	OFFMARKET	ONMARKET	OFFMARKET	ONMARKET	OFFMARKET
ALL UNITS WITHOUT PARKING	17(100%)	0(0%)	41,308(94%)	2,691(6%)	1,628(95%)	78(5%)
ALL UNITS WITH PARKING	17(100%)	0(0%)	42,399(93%)	2,968(7%)	1,647(95%)	89(5%)
ALL REG	16(100%)	0(0%)	35,323(86%)	5,774(14%)	1,315(87%)	199(13%)
ALL CC	14(93%)	1(7%)	20,185(91%)	2,110(9%)	1,041(93%)	79(7%)
ALL PARKING	6(60%)	4(40%)	7,808(35%)	14,309(65%)	244(28%)	622(72%)
5X5 REG	8(62%)	5(38%)	12,274(78%)	3,437(22%)	488(78%)	141(22%)
5X5 CC	8(57%)	6(43%)	13,582(81%)	3,216(19%)	655(80%)	162(20%)
5X10 REG	15(94%)	1(6%)	25,870(82%)	5,703(18%)	993(83%)	198(17%)
5X10 CC	12(80%)	3(20%)	17,029(84%)	3,334(16%)	852(84%)	160(16%)
10X10 REG	16(100%)	0(0%)	29,267(84%)	5,558(16%)	1,161(87%)	176(13%)
10X10 CC	13(93%)	1(7%)	17,285(82%)	3,689(18%)	905(85%)	159(15%)
10X15 REG	12(75%)	4(25%)	23,718(80%)	6,073(20%)	939(81%)	225(19%)
10X15 CC	11(85%)	2(15%)	14,576(77%)	4,359(23%)	824(81%)	197(19%)
10X20 REG	12(80%)	3(20%)	27,260(80%)	6,725(20%)	1,027(82%)	222(18%)
10X20 CC	10(77%)	3(23%)	12,130(71%)	4,920(29%)	726(78%)	205(22%)
10X30 REG	5(42%)	7(58%)	14,446(68%)	6,671(32%)	563(70%)	242(30%)
10X30 CC	3(38%)	5(63%)	4,055(55%)	3,311(45%)	314(62%)	193(38%)
CAR PARKING	0(0%)	2(100%)	828(21%)	3,120(79%)	20(16%)	103(84%)
RV PARKING	6(60%)	4(40%)	7,407(71%)	2,966(29%)	238(67%)	119(33%)

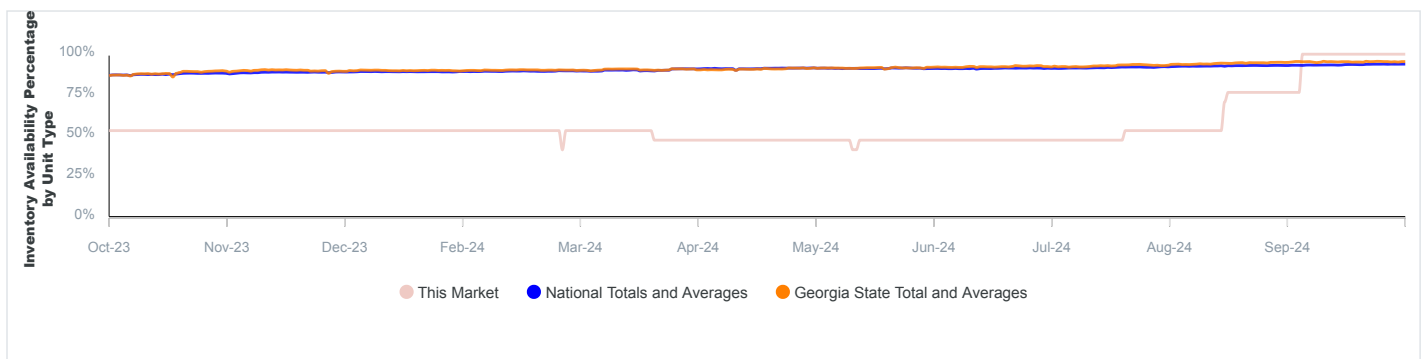
● This Market ● National Totals and Averages ● Georgia State Total and Averages

Inventory Availability by Unit Type History

Graphs showing the number of Stores in this market which have offered each of the most common unit types over the past 12 months.

All Units Without Parking (Last 1 Year)

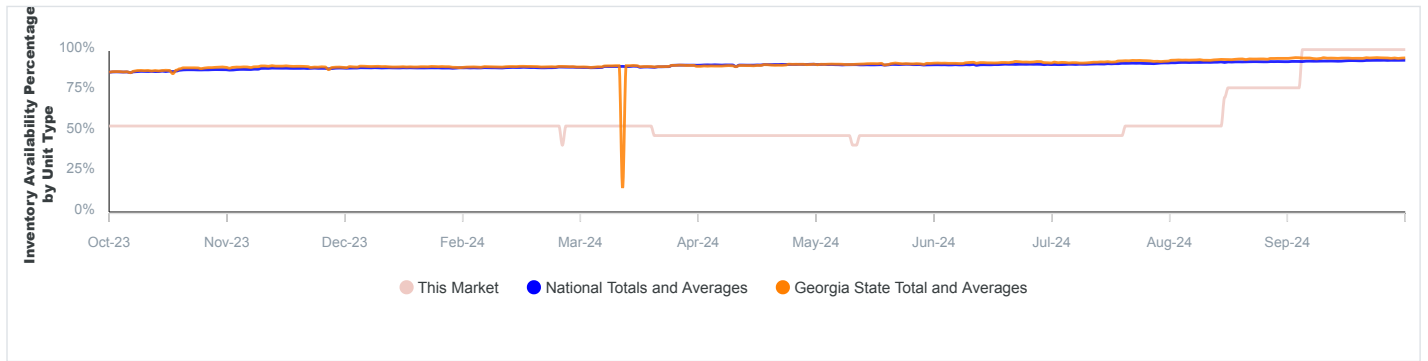
⚠ ● National Totals and Averages ● Georgia State Total and Averages has same value in the series.



Inventory Availability by Unit Type History Continued

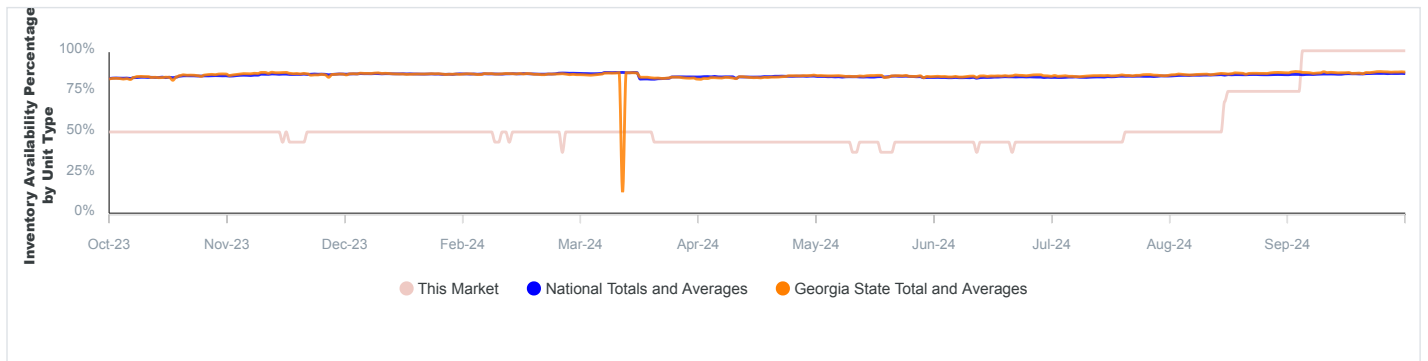
All Units With Parking (Last 1 Year)

⚠️ ● National Totals and Averages ● Georgia State Total and Averages *has same value in the series.*

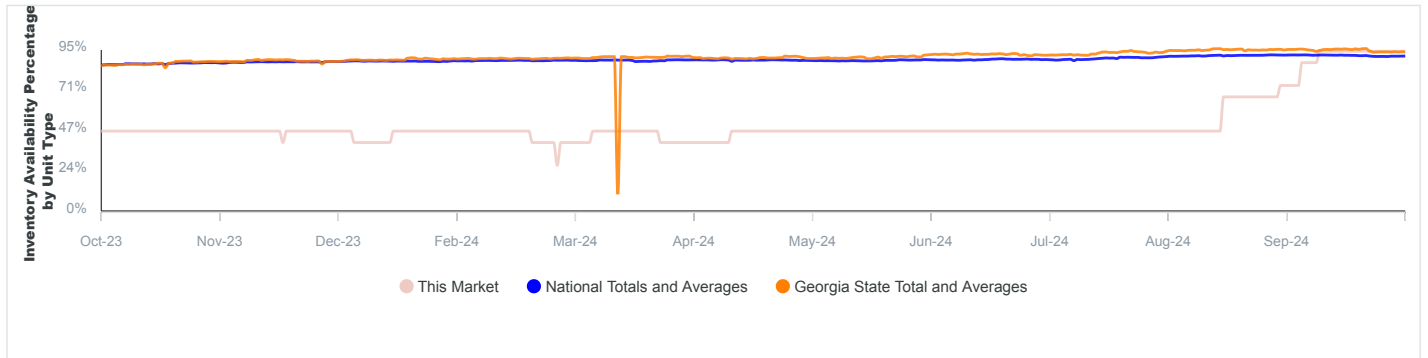


All Reg (Last 1 Year)

⚠️ ● National Totals and Averages ● Georgia State Total and Averages *has same value in the series.*



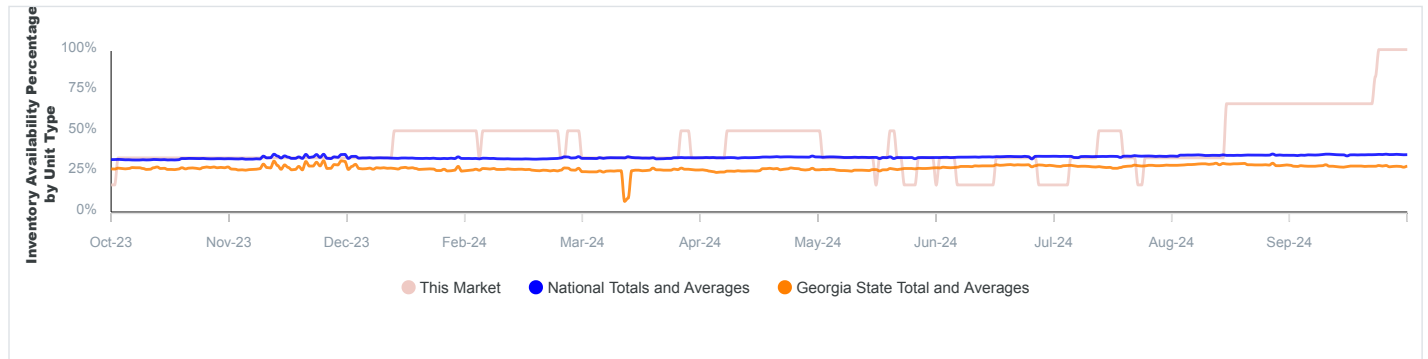
All CC (Last 1 Year)



Inventory Availability by Unit Type History Continued

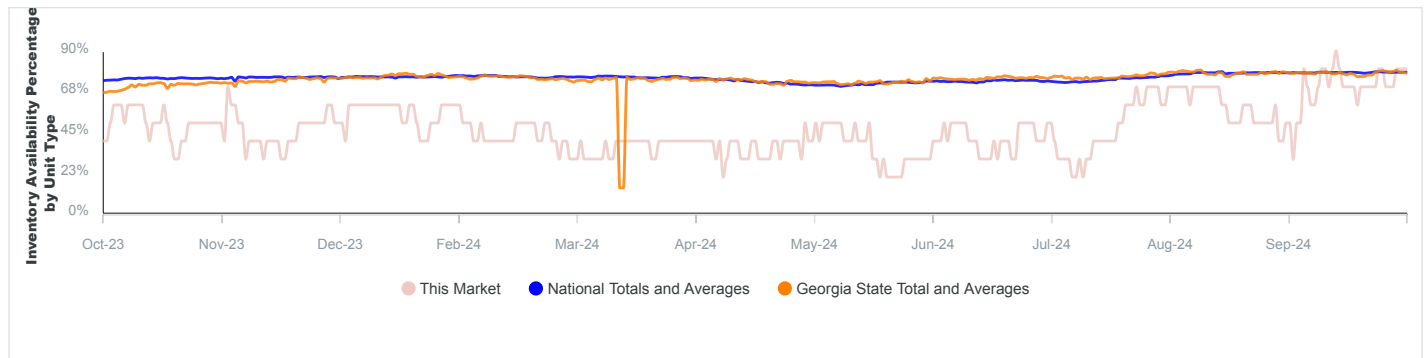
All Parking (Last 1 Year)

⚠️ ● This Market ● National Totals and Averages ● Georgia State Total and Averages has same value in the series.

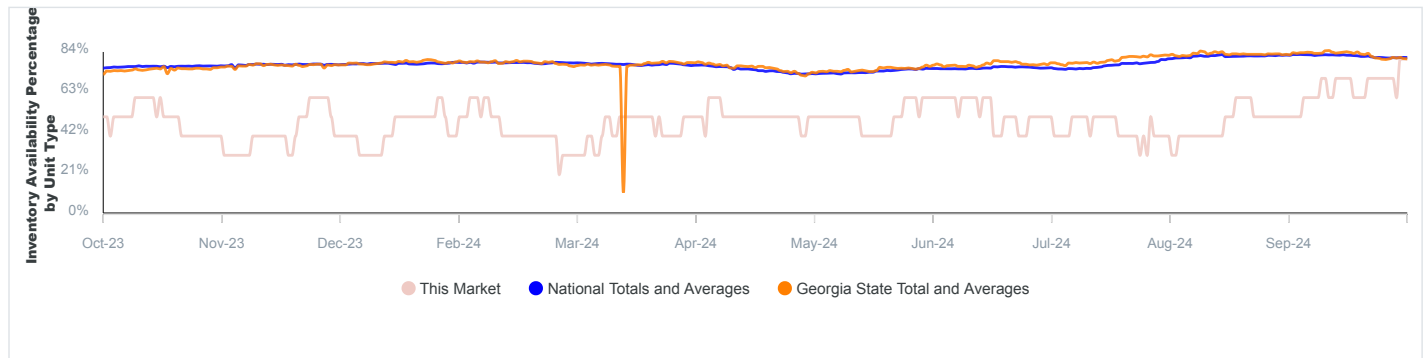


5x5 Reg (Last 1 Year)

⚠️ ● National Totals and Averages ● Georgia State Total and Averages has same value in the series.



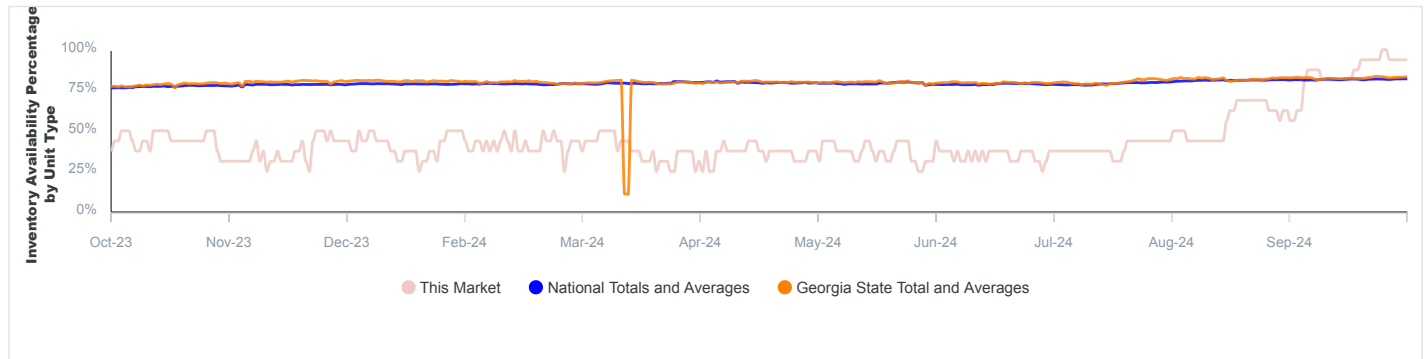
5x5 CC (Last 1 Year)



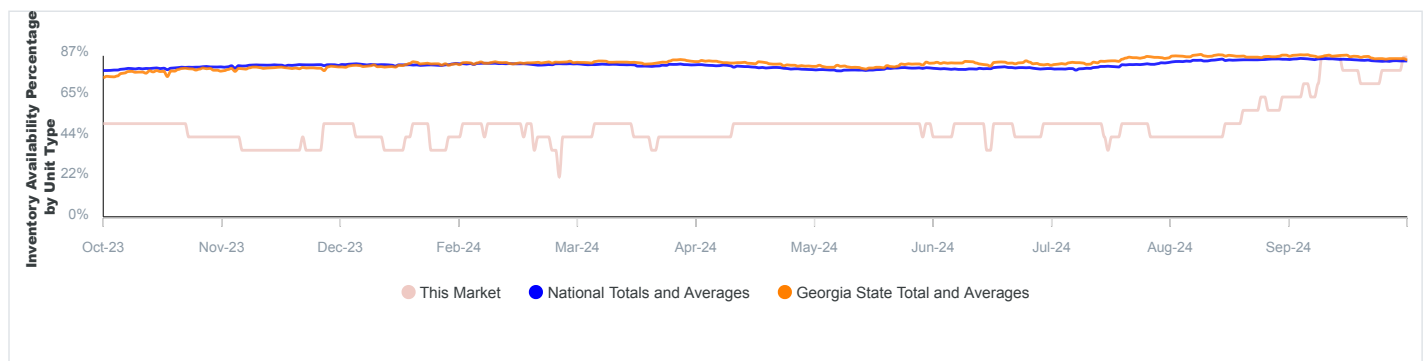
Inventory Availability by Unit Type History Continued

5x10 Reg (Last 1 Year)

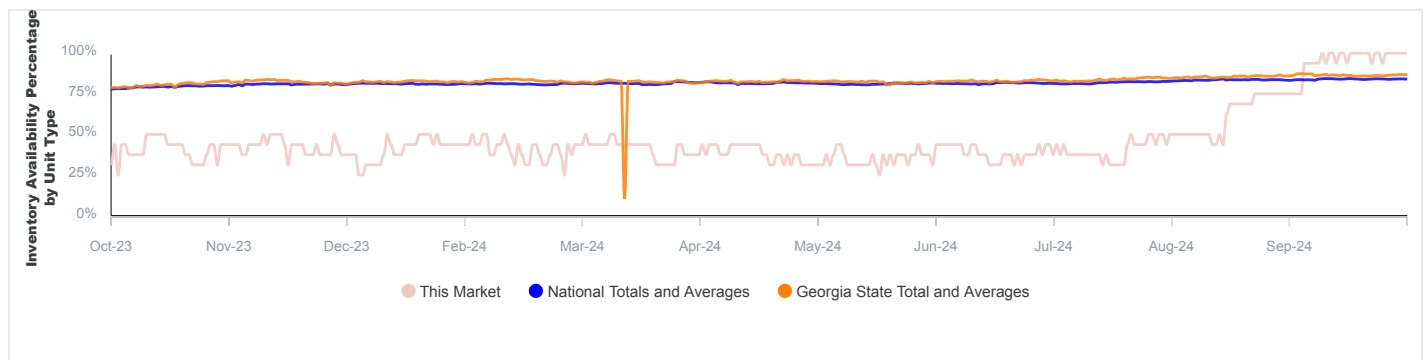
⚠️ ● National Totals and Averages ● Georgia State Total and Averages *has same value in the series.*



5x10 CC (Last 1 Year)



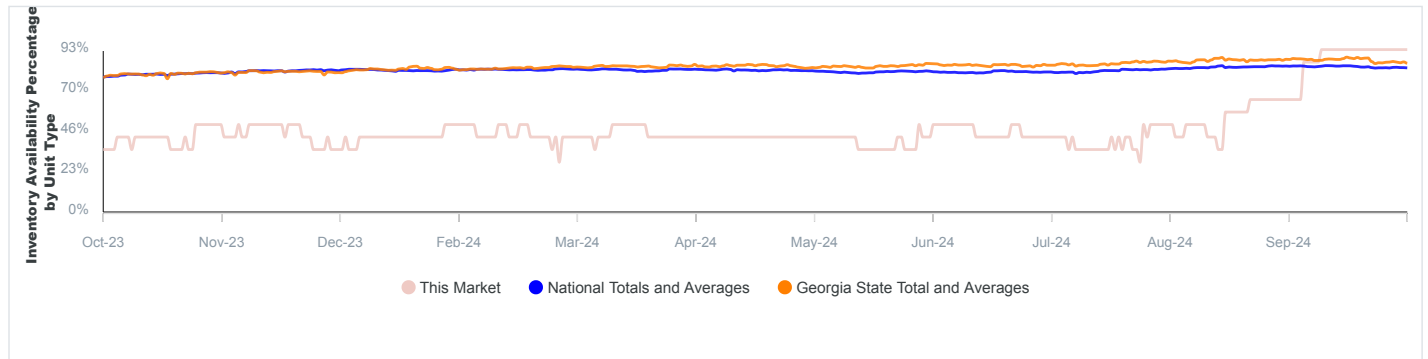
10x10 Reg (Last 1 Year)



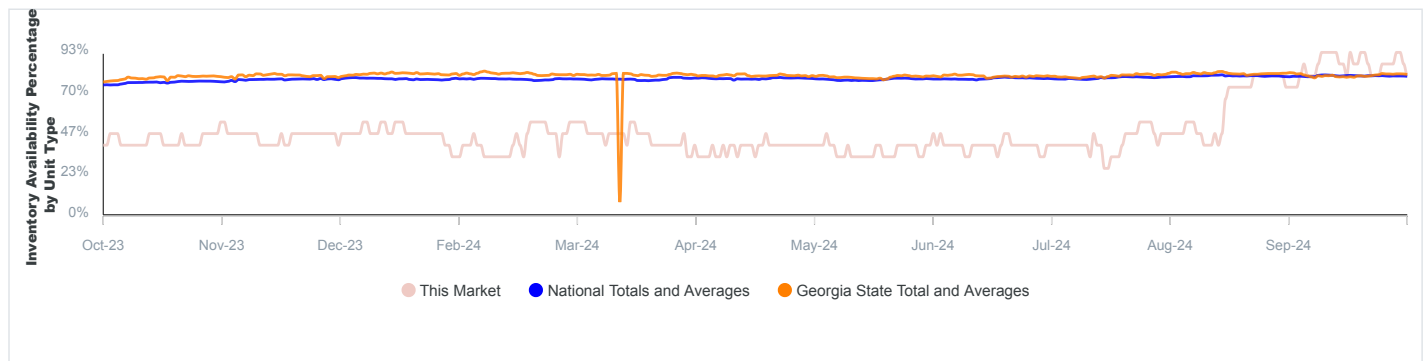
Inventory Availability by Unit Type History Continued

10x10 CC (Last 1 Year)

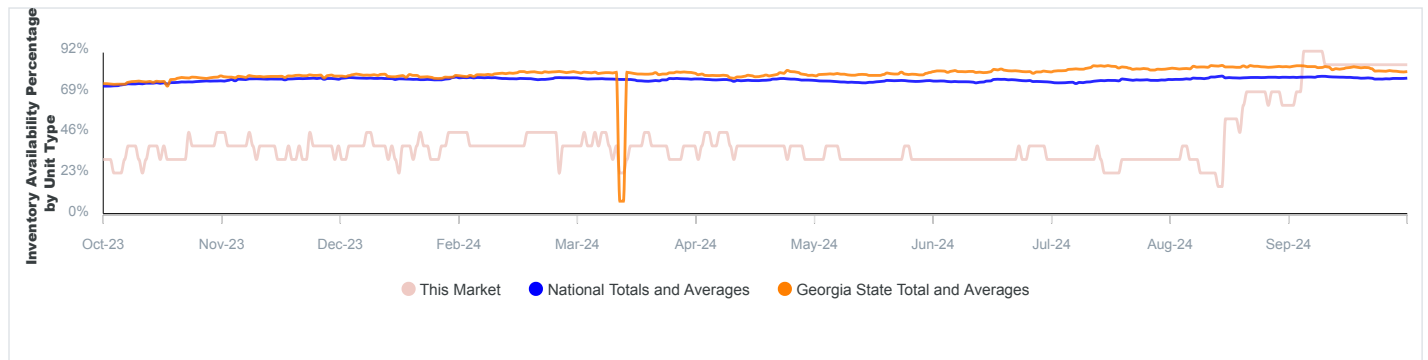
⚠️ ● National Totals and Averages ● Georgia State Total and Averages *has same value in the series.*



10x15 Reg (Last 1 Year)

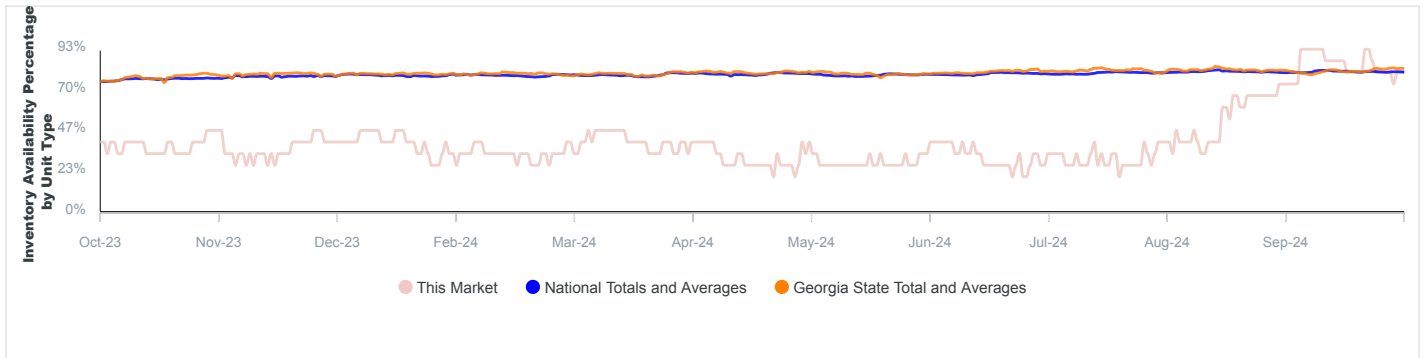


10x15 CC (Last 1 Year)

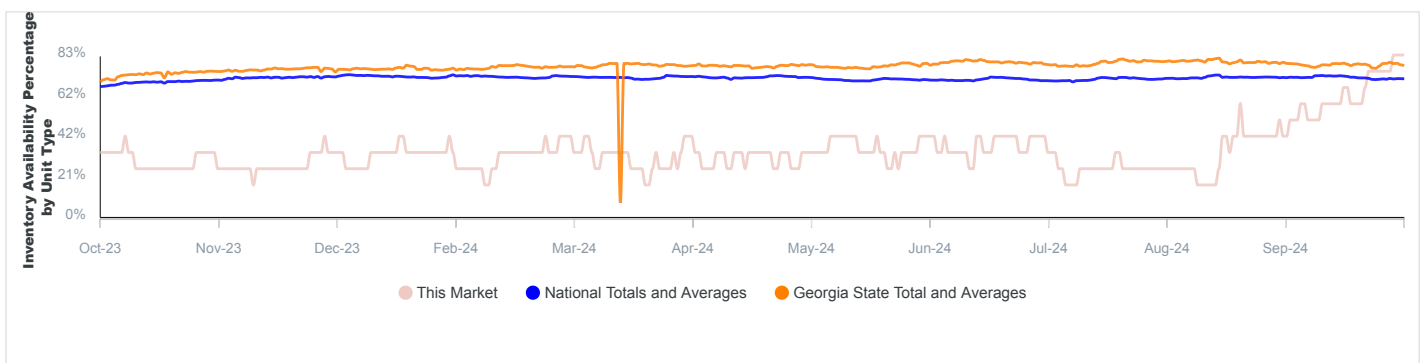


Inventory Availability by Unit Type History Continued

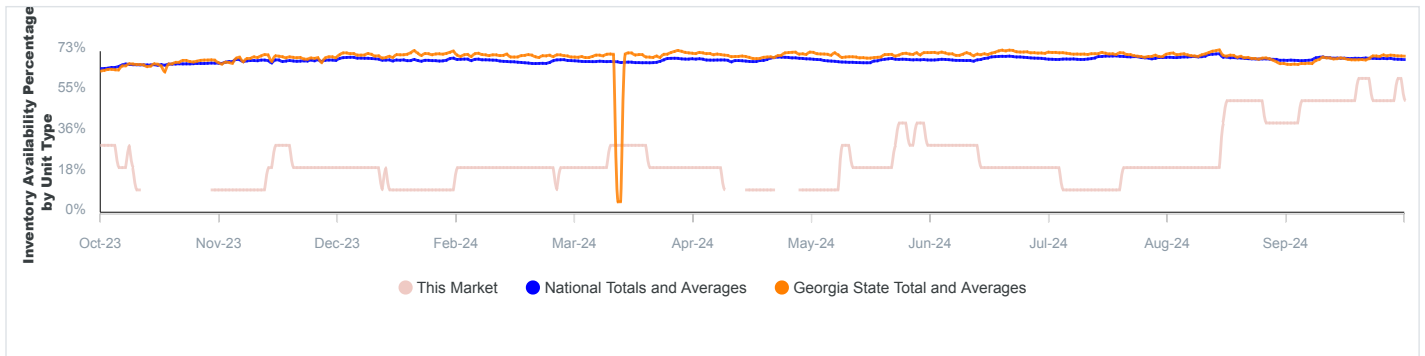
10x20 Reg (Last 1 Year)



10x20 CC (Last 1 Year)

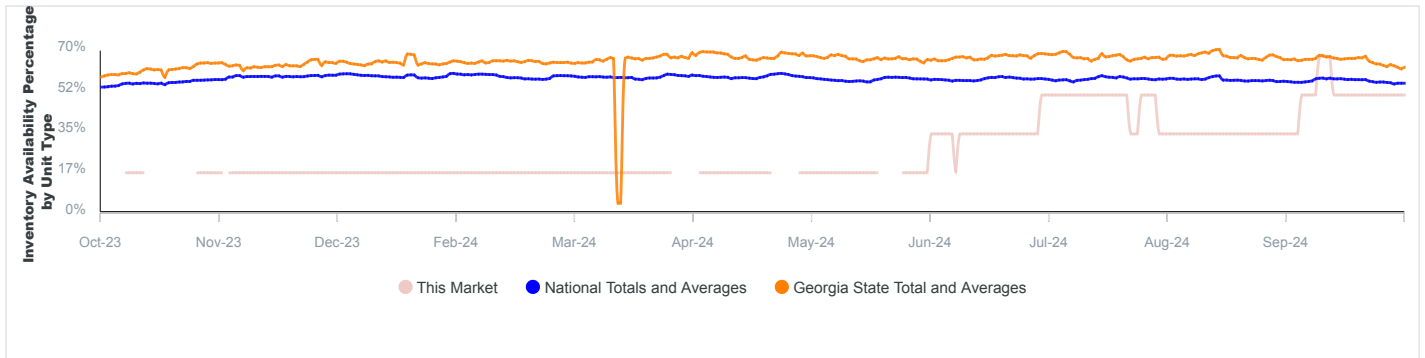


10x30 Reg (Last 1 Year)

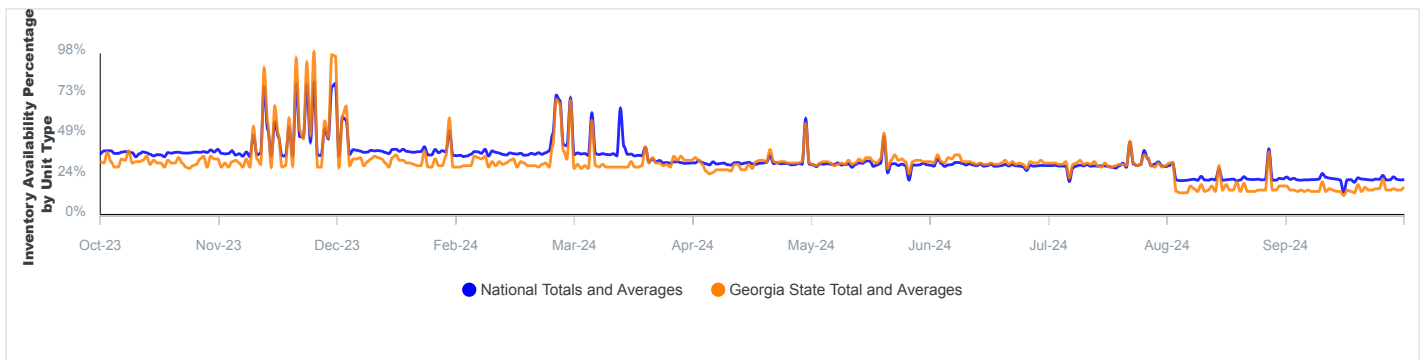


Inventory Availability by Unit Type History Continued

10x30 CC (Last 1 Year)

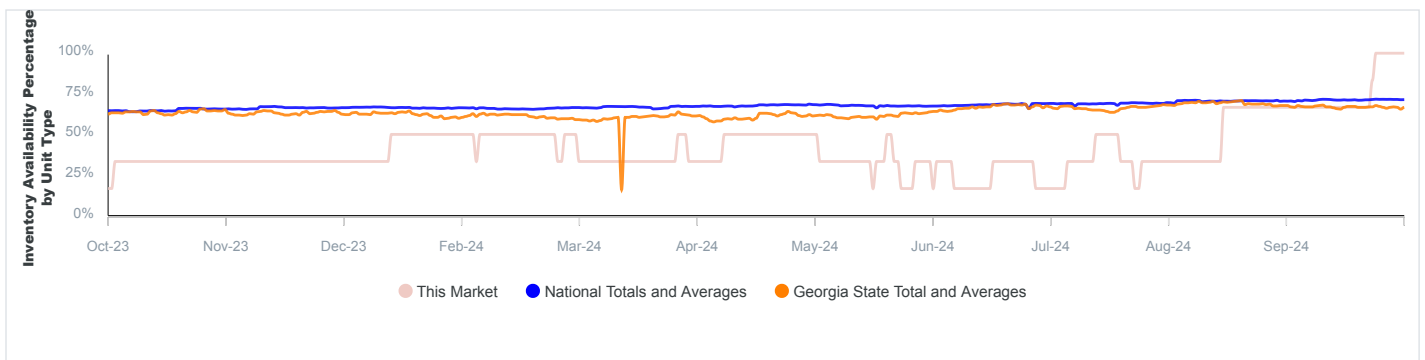


Car Parking (Last 1 Year)



RV Parking (Last 1 Year)

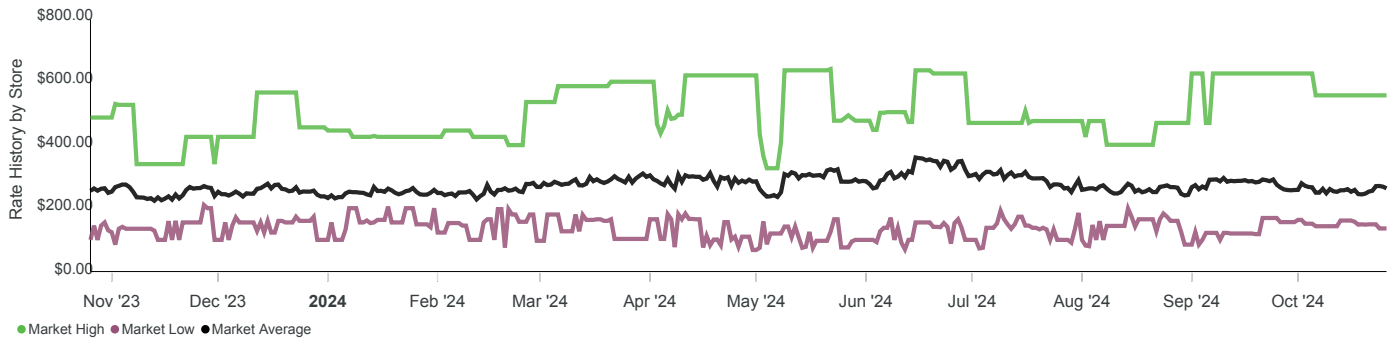
⚠️ This Market (light red) Georgia State Total and Averages (orange) has same value in the series.



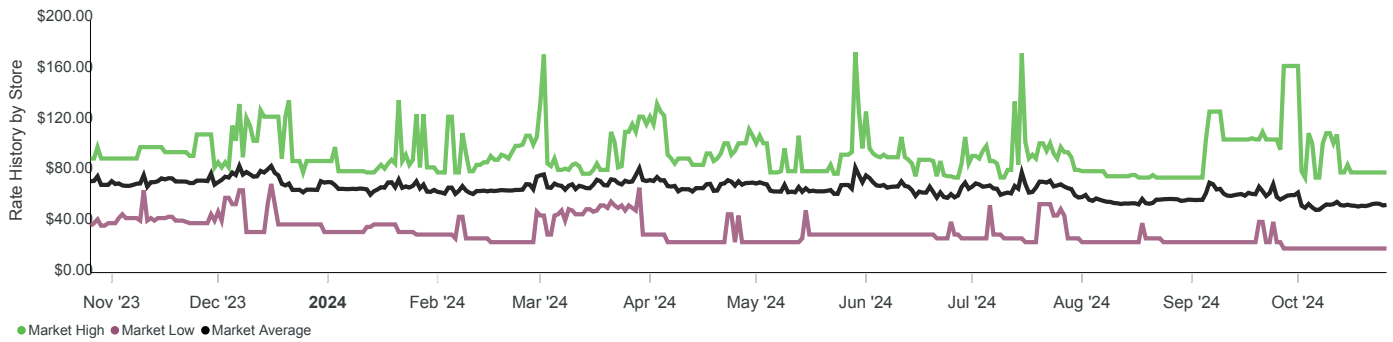
Rate History by Store

Historical graphs showing the Premium and Value rates of three stores in the market and the Market High, Market Average and Market Low rates over the past 3 years for each of the most common unit types.

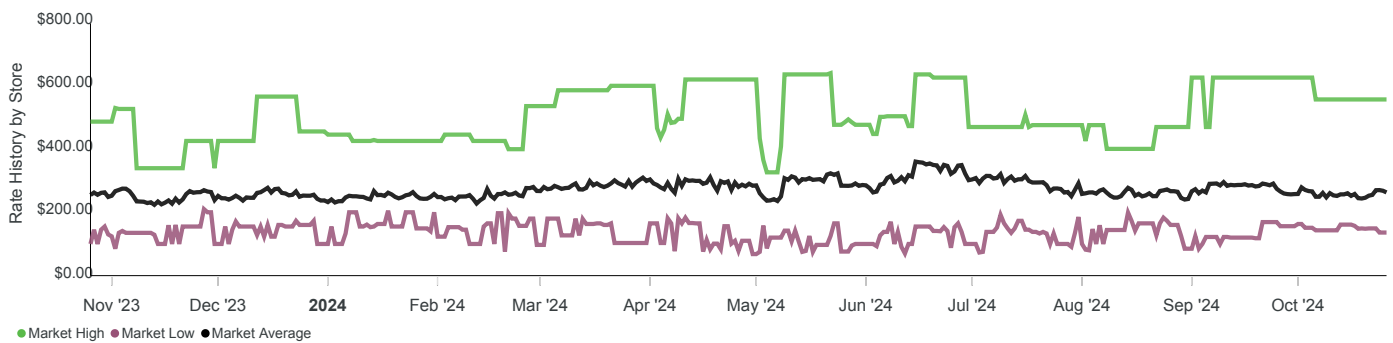
All Units Without Parking (Last 1 Year, Premium, Any Floor)



All Units Without Parking (Last 1 Year, Value, Any Floor)

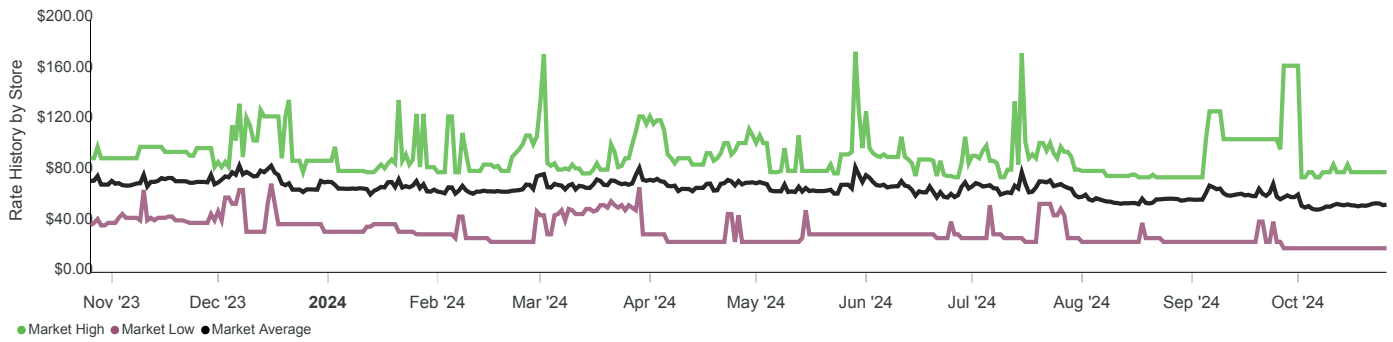


All Units With Parking (Last 1 Year, Premium, Any Floor)

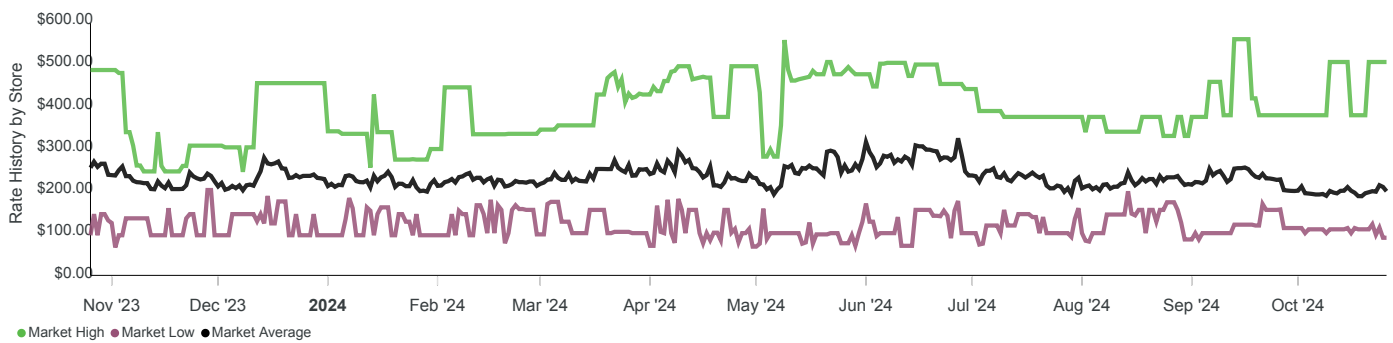


Rate History by Store Continued

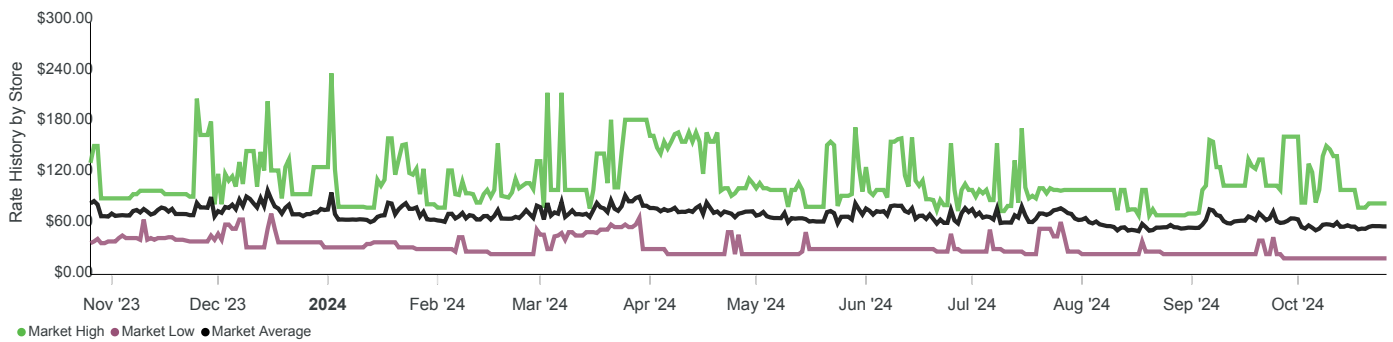
All Units With Parking (Last 1 Year, Value, Any Floor)



All Reg (Last 1 Year, Premium, Any Floor)

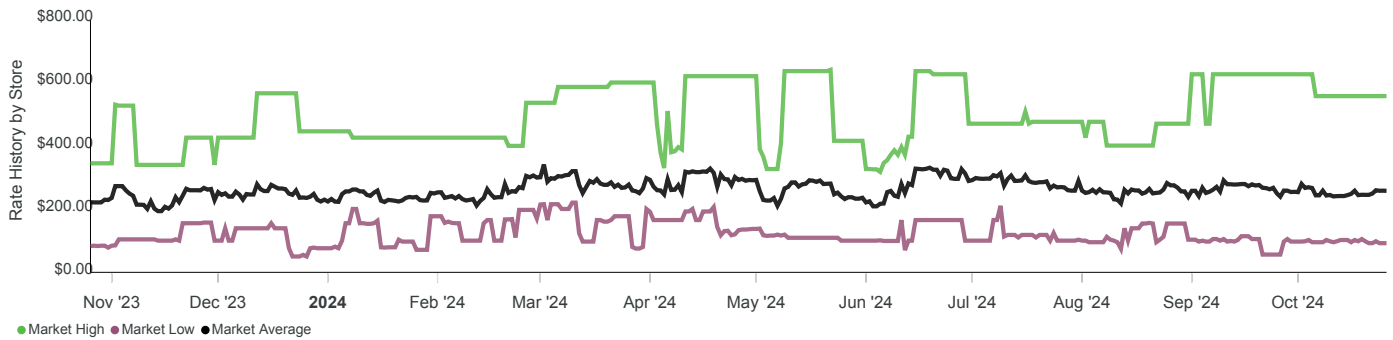


All Reg (Last 1 Year, Value, Any Floor)

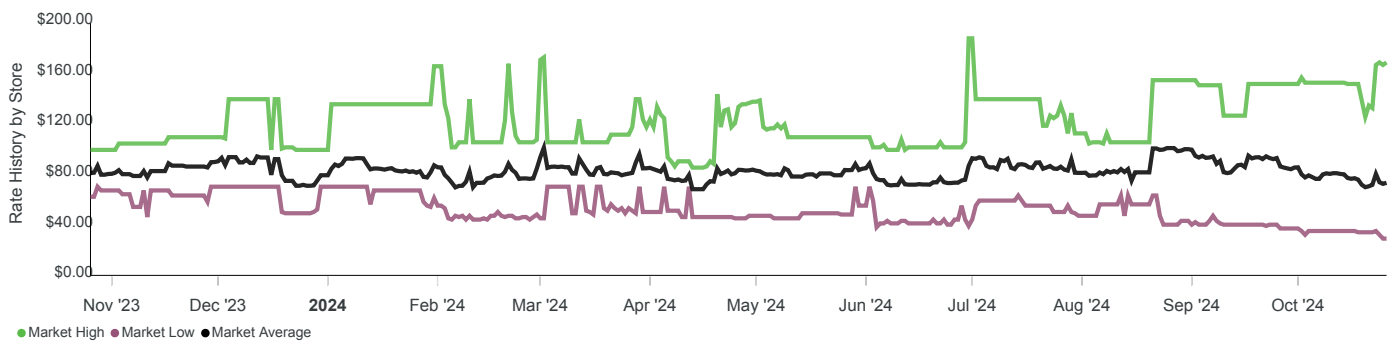


Rate History by Store Continued

All CC (Last 1 Year, Premium, Any Floor)

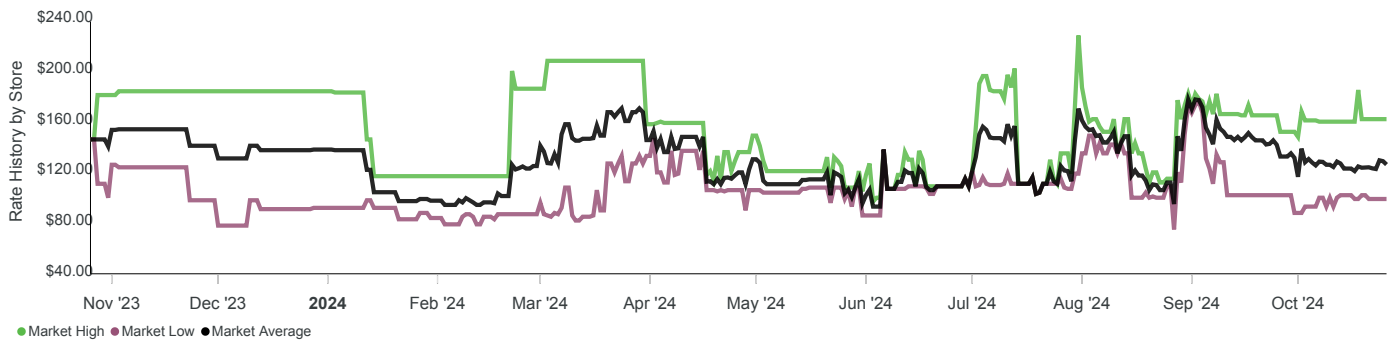


All CC (Last 1 Year, Value, Any Floor)



All Parking (Last 1 Year, Premium, Any Floor)

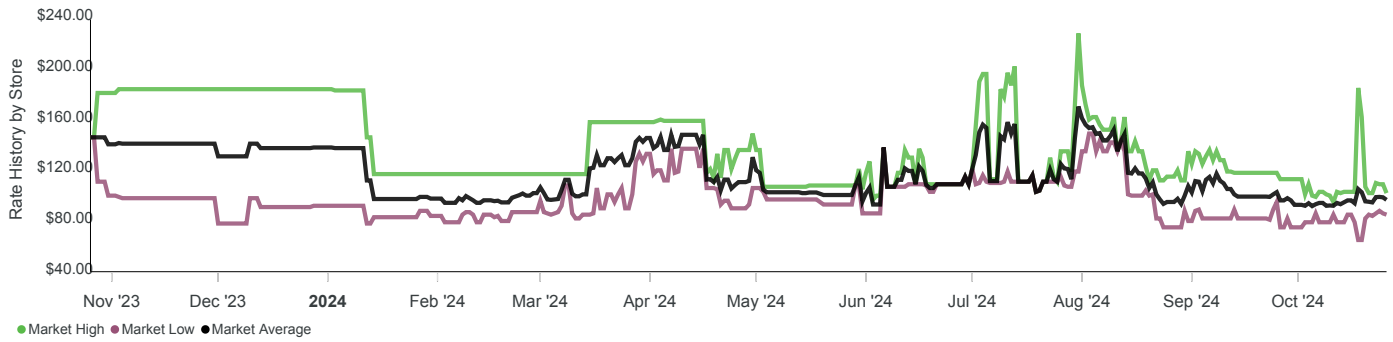
⚠ ● Market High ● Market Low ● Market Average has same value in the series.



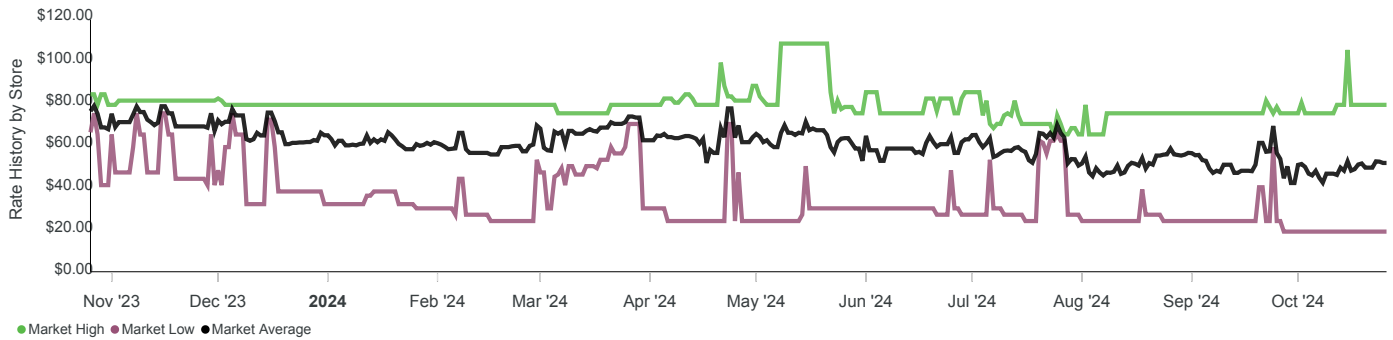
Rate History by Store Continued

All Parking (Last 1 Year, Value, Any Floor)

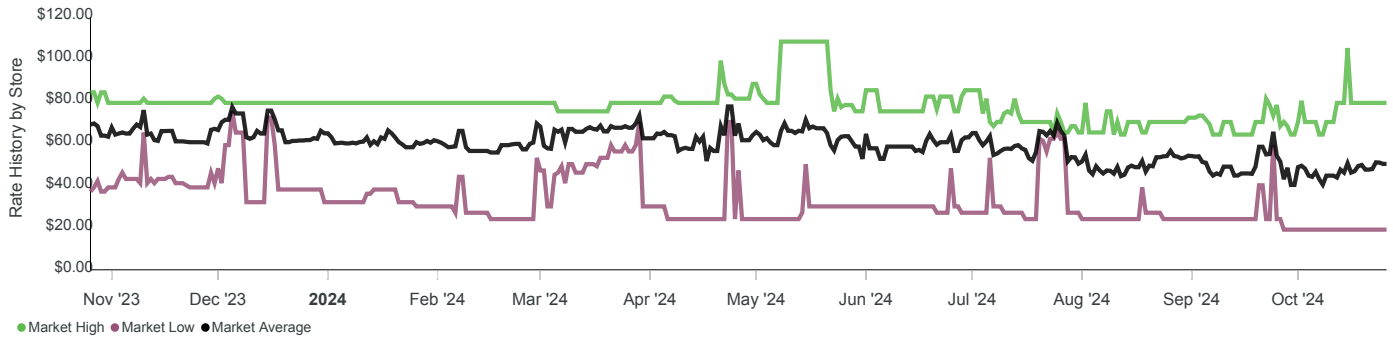

● Market High
 ● Market Low
 ● Market Average
 has same value in the series.



5x5 Reg (Last 1 Year, Premium, Any Floor)

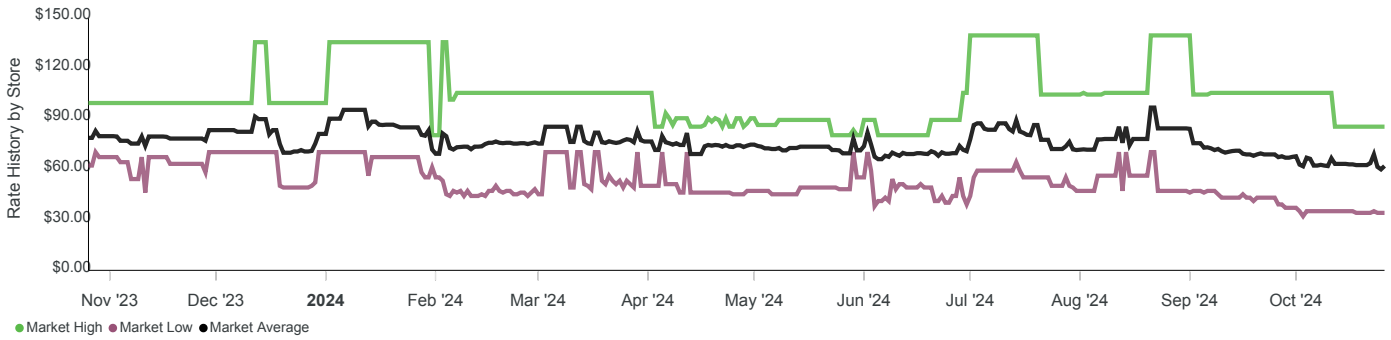


5x5 Reg (Last 1 Year, Value, Any Floor)

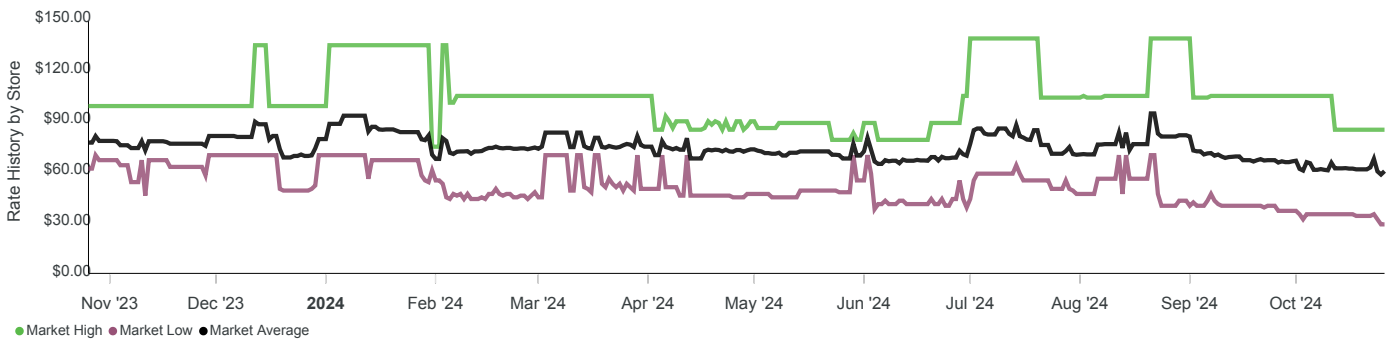


Rate History by Store Continued

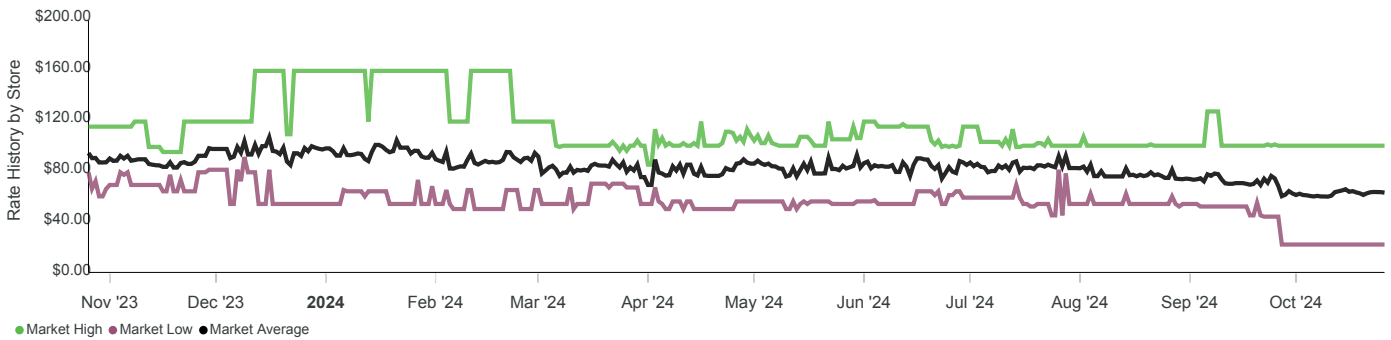
5x5 CC (Last 1 Year, Premium, Any Floor)



5x5 CC (Last 1 Year, Value, Any Floor)

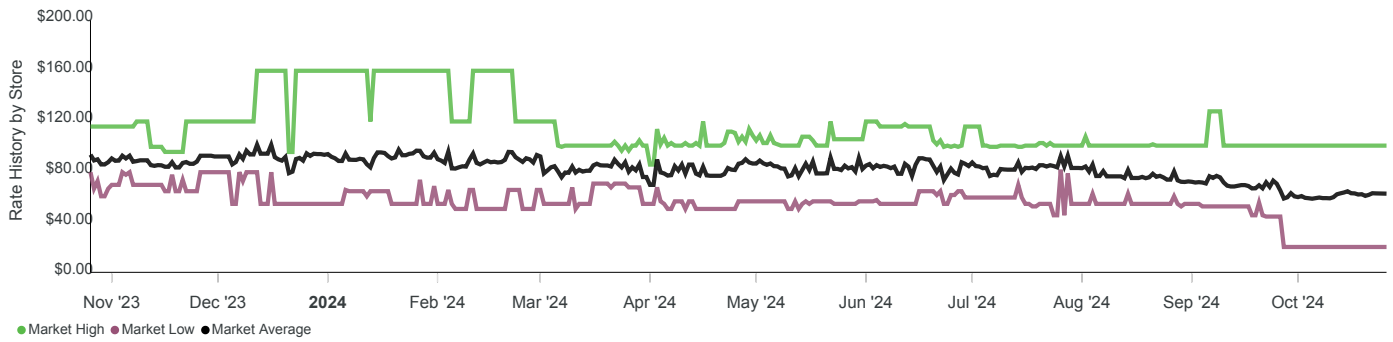


5x10 Reg (Last 1 Year, Premium, Any Floor)

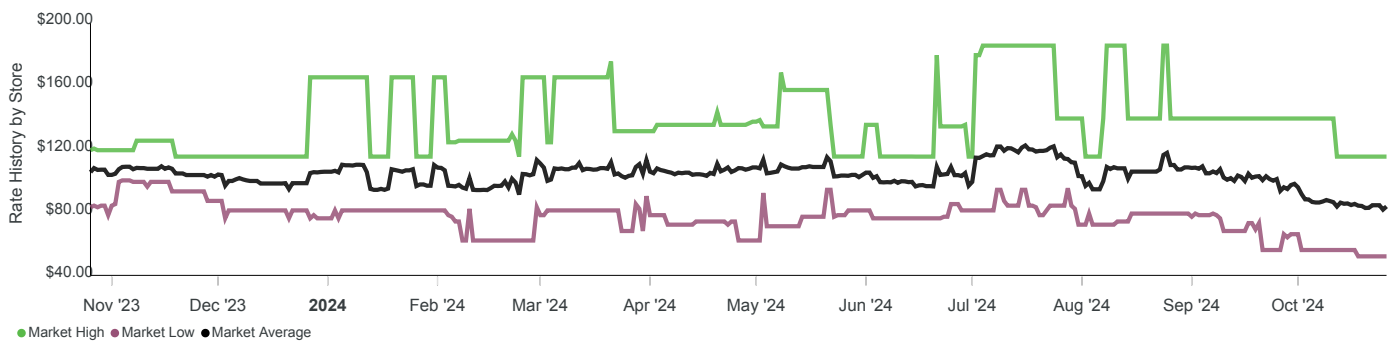


Rate History by Store Continued

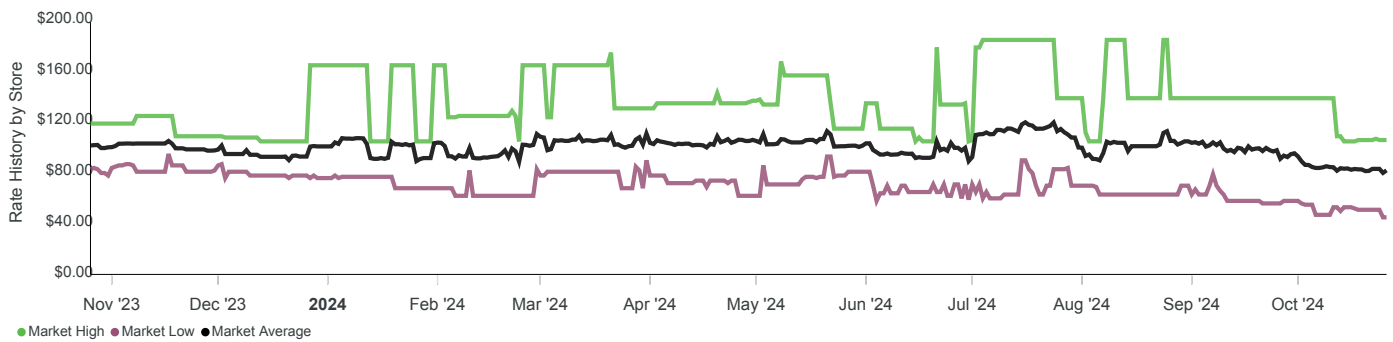
5x10 Reg (Last 1 Year, Value, Any Floor)



5x10 CC (Last 1 Year, Premium, Any Floor)

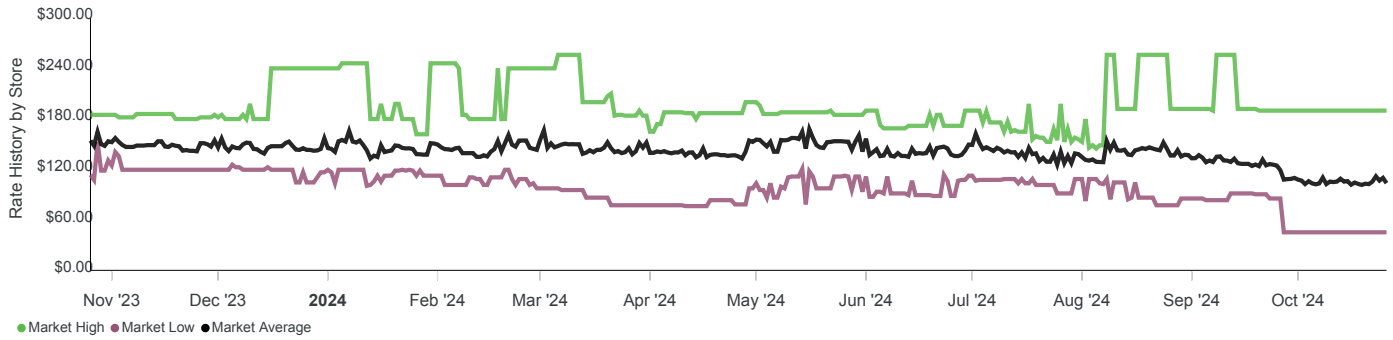


5x10 CC (Last 1 Year, Value, Any Floor)

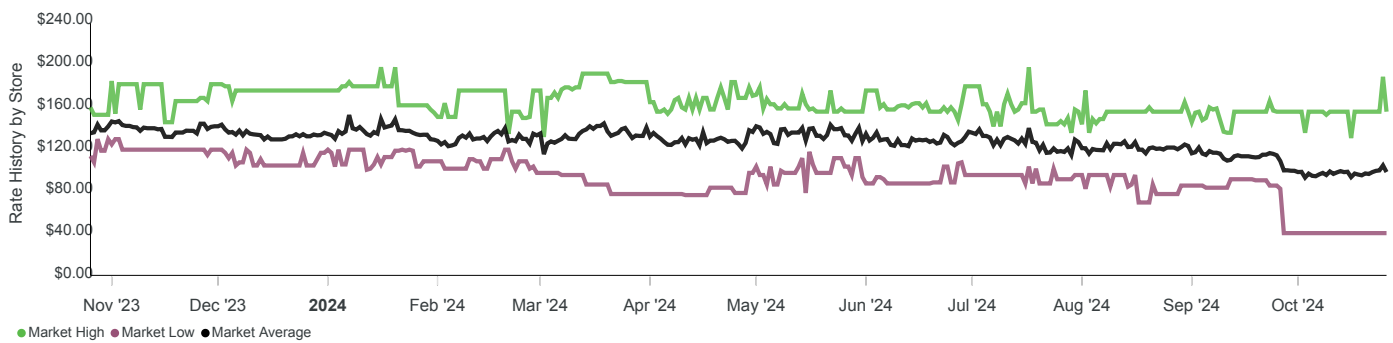


Rate History by Store Continued

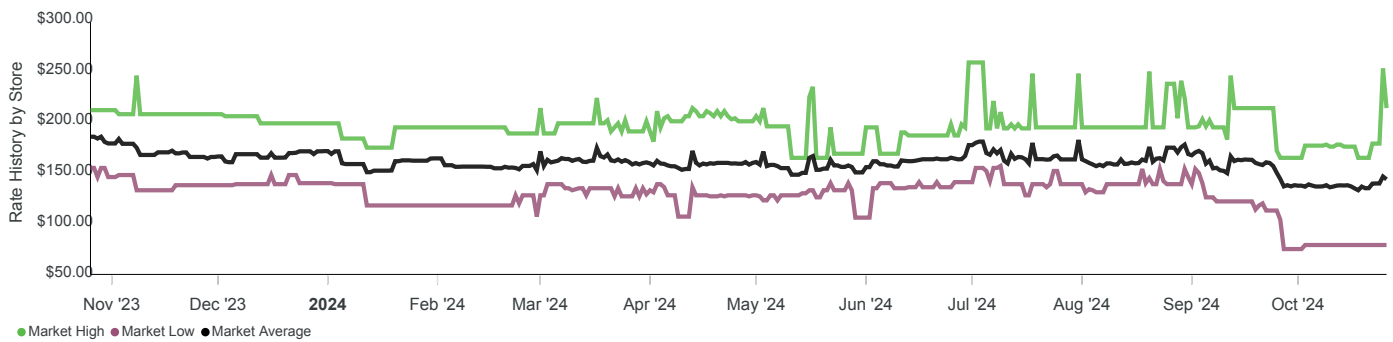
10x10 Reg (Last 1 Year, Premium, Any Floor)



10x10 Reg (Last 1 Year, Value, Any Floor)

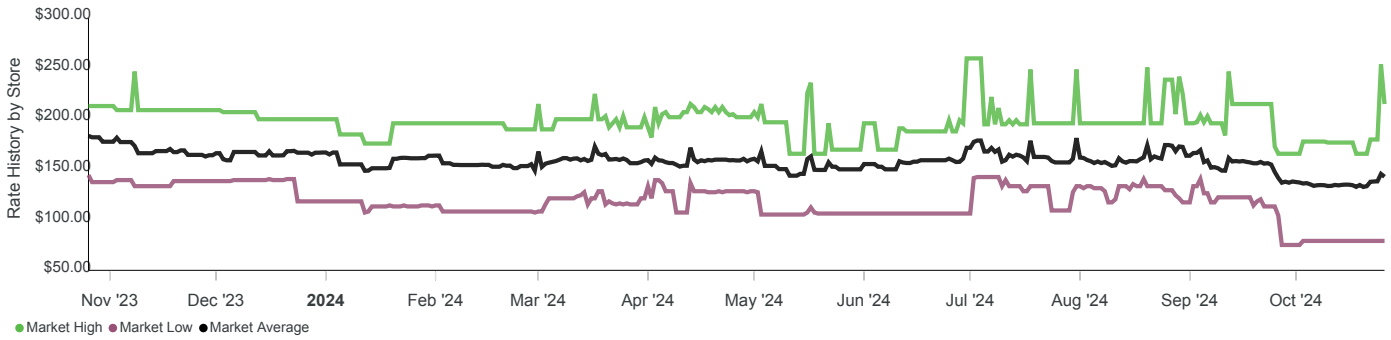


10x10 CC (Last 1 Year, Premium, Any Floor)

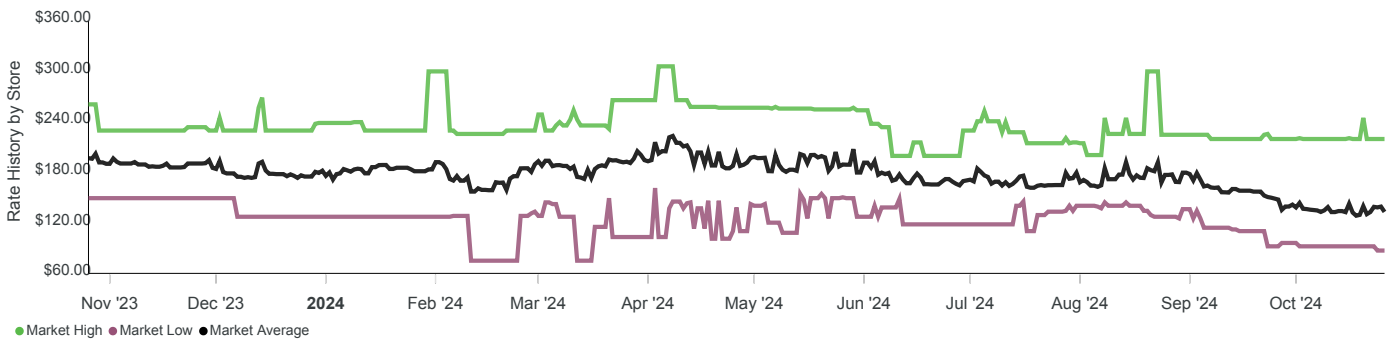


Rate History by Store Continued

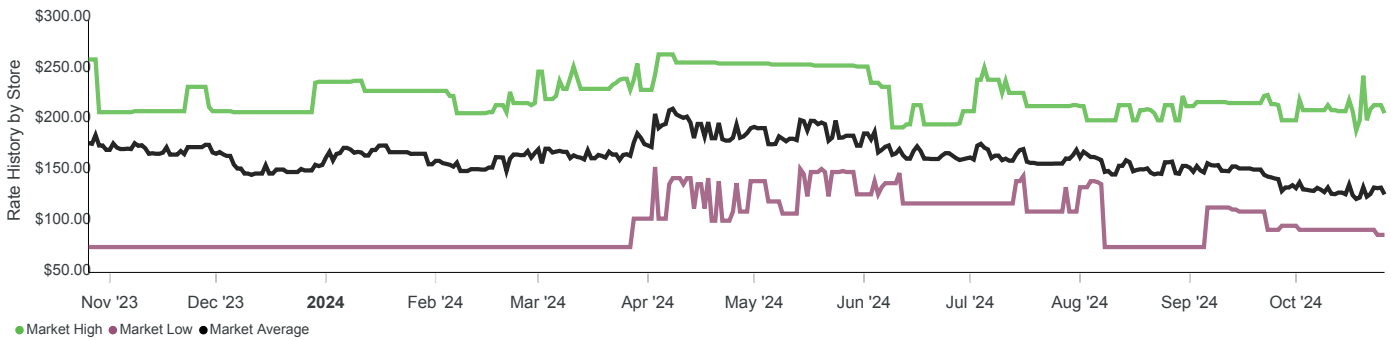
10x10 CC (Last 1 Year, Value, Any Floor)



10x15 Reg (Last 1 Year, Premium, Any Floor)

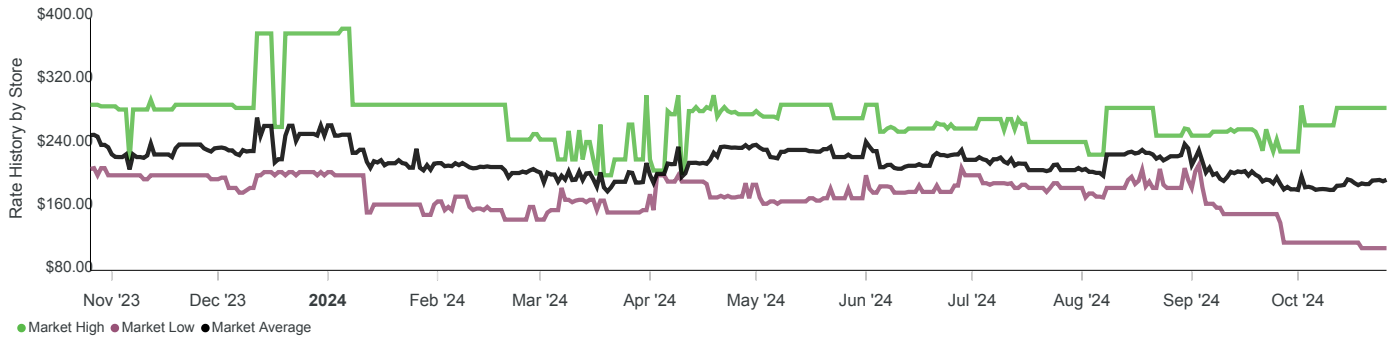


10x15 Reg (Last 1 Year, Value, Any Floor)

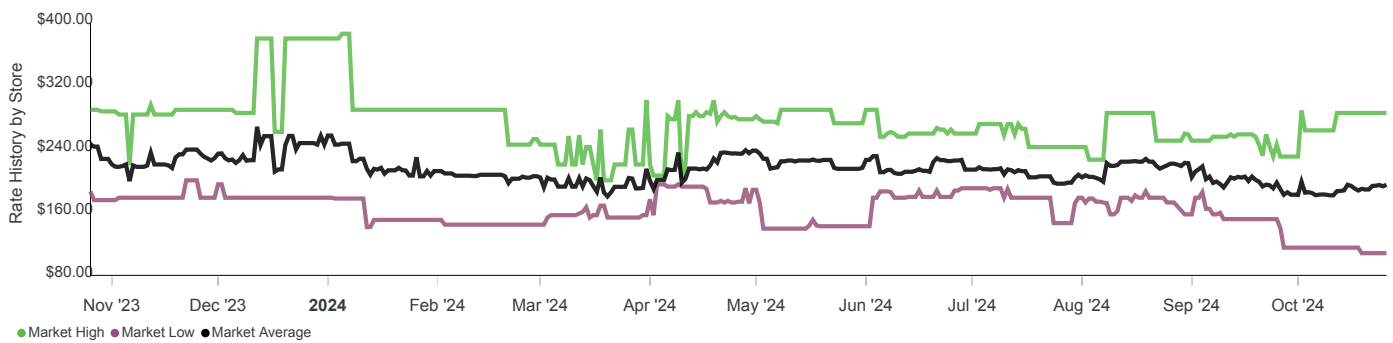


Rate History by Store Continued

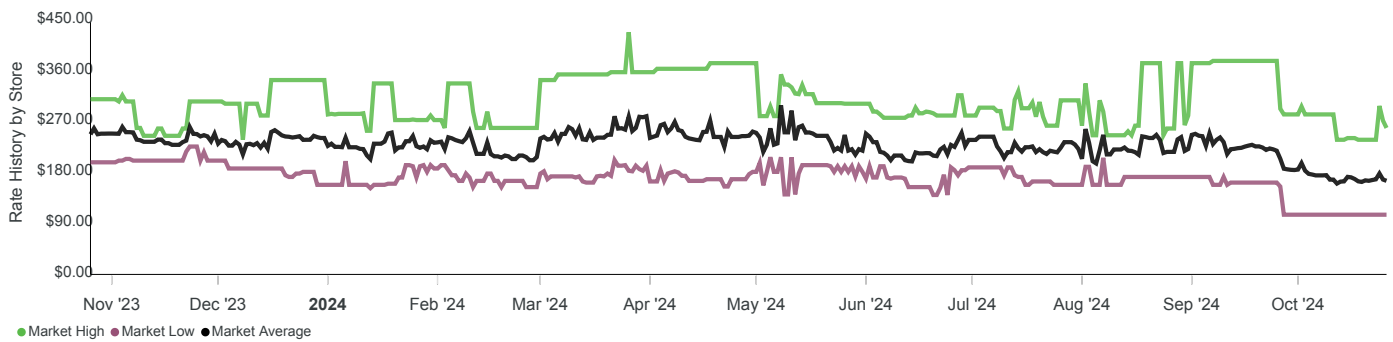
10x15 CC (Last 1 Year, Premium, Any Floor)



10x15 CC (Last 1 Year, Value, Any Floor)

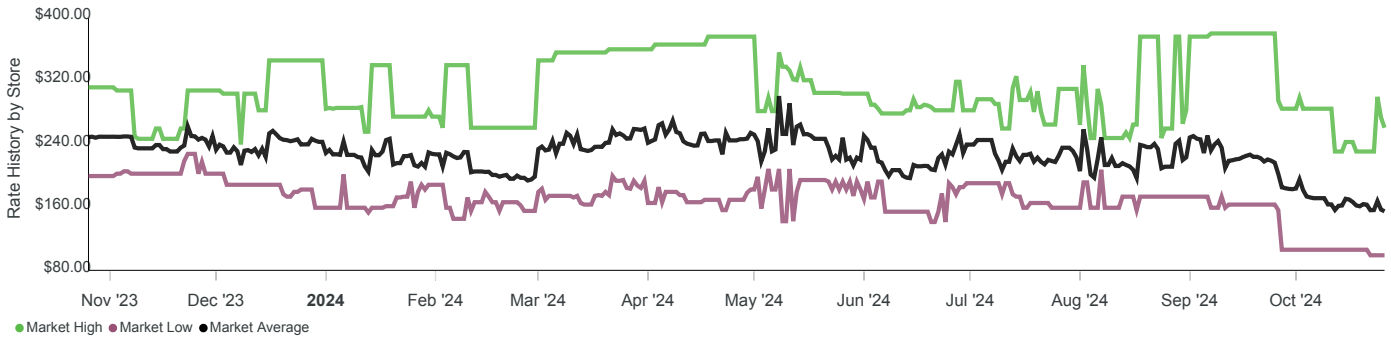


10x20 Reg (Last 1 Year, Premium, Any Floor)

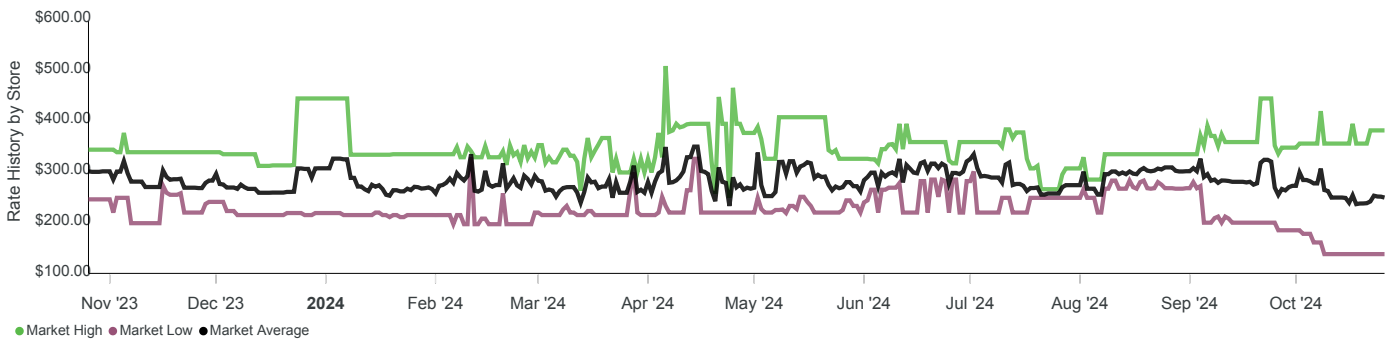


Rate History by Store Continued

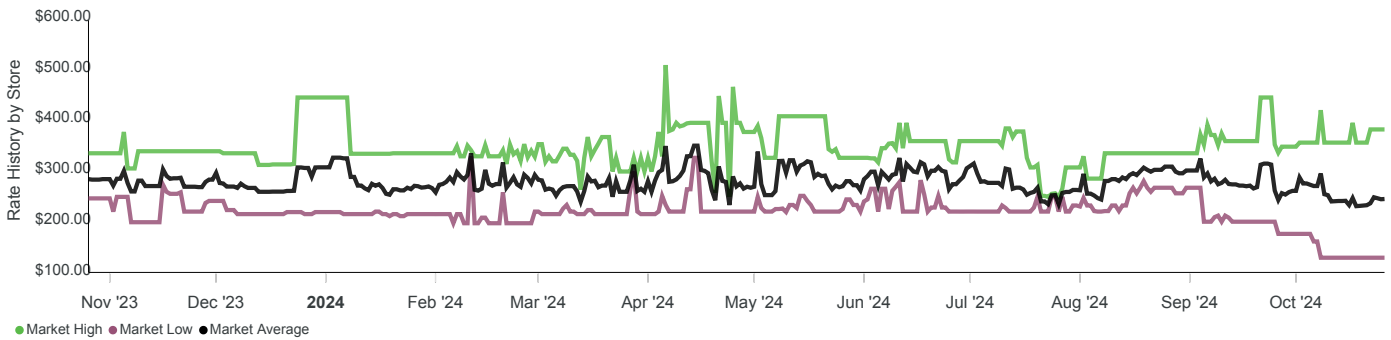
10x20 Reg (Last 1 Year, Value, Any Floor)



10x20 CC (Last 1 Year, Premium, Any Floor)



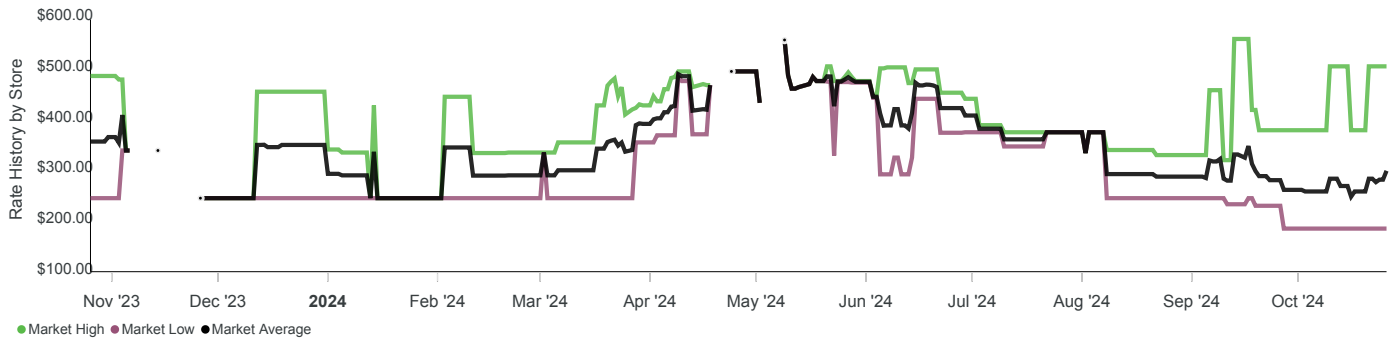
10x20 CC (Last 1 Year, Value, Any Floor)



Rate History by Store Continued

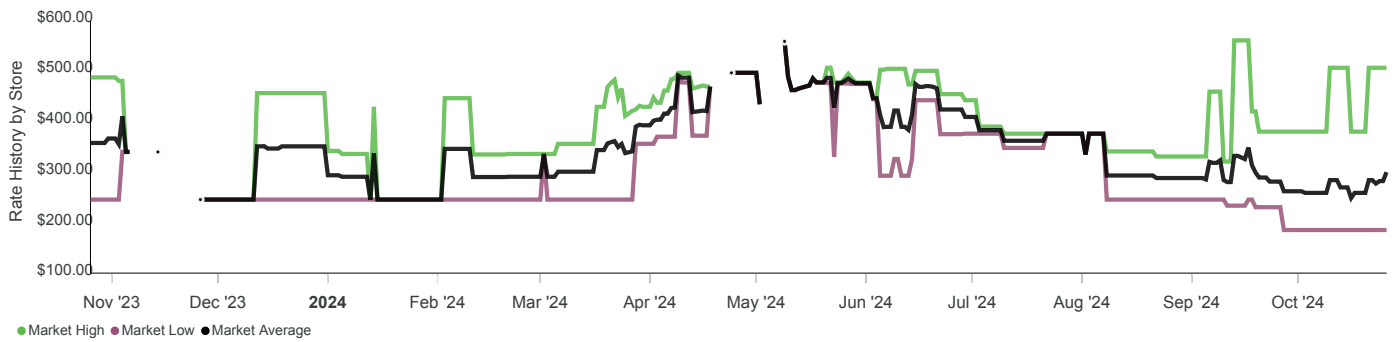
10x30 Reg (Last 1 Year, Premium, Any Floor)

⚠️ ● Market High ● Market Low ● Market Average *has same value in the series.*



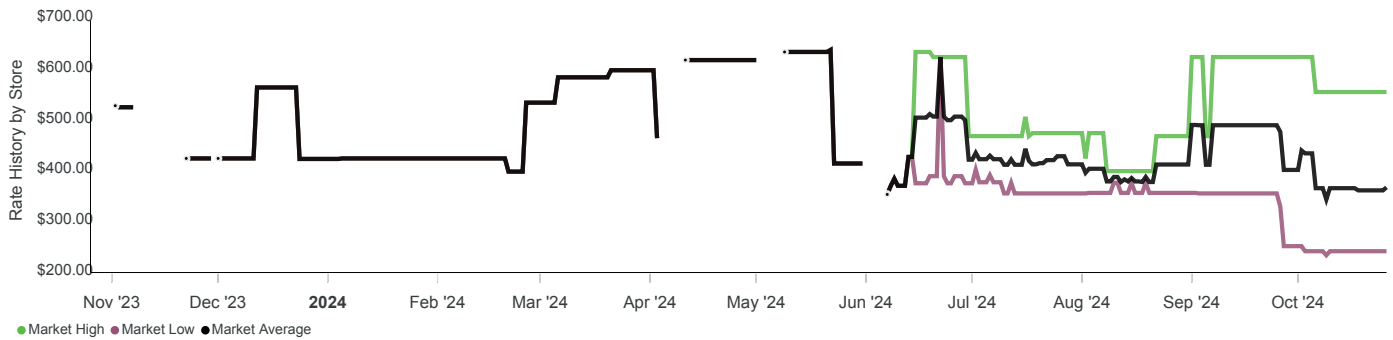
10x30 Reg (Last 1 Year, Value, Any Floor)

⚠️ ● Market High ● Market Low ● Market Average *has same value in the series.*



10x30 CC (Last 1 Year, Premium, Any Floor)

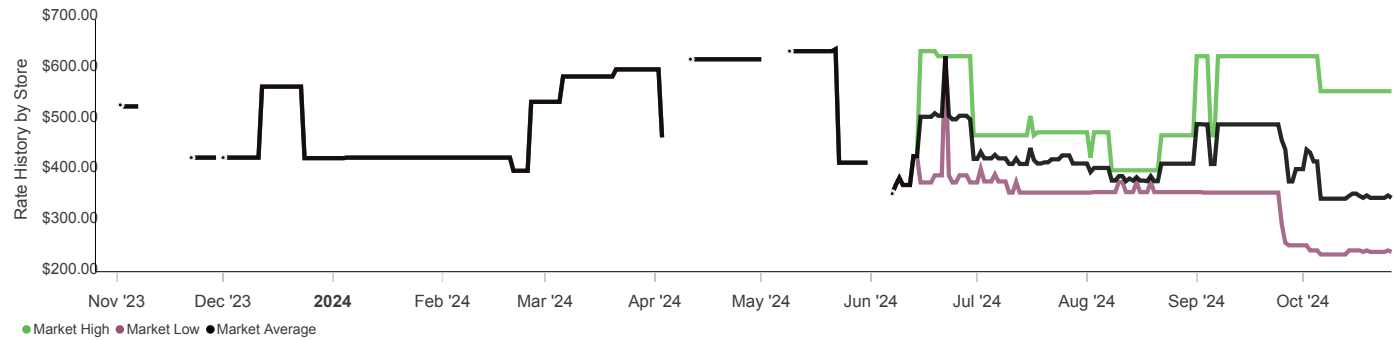
⚠️ ● Market High ● Market Low ● Market Average *has same value in the series.*




Rate History by Store Continued

10x30 CC (Last 1 Year, Value, Any Floor)


  Market High  Market Low  Market Average *has same value in the series.*



Car Parking (Last 1 Year, Premium, Any Floor)



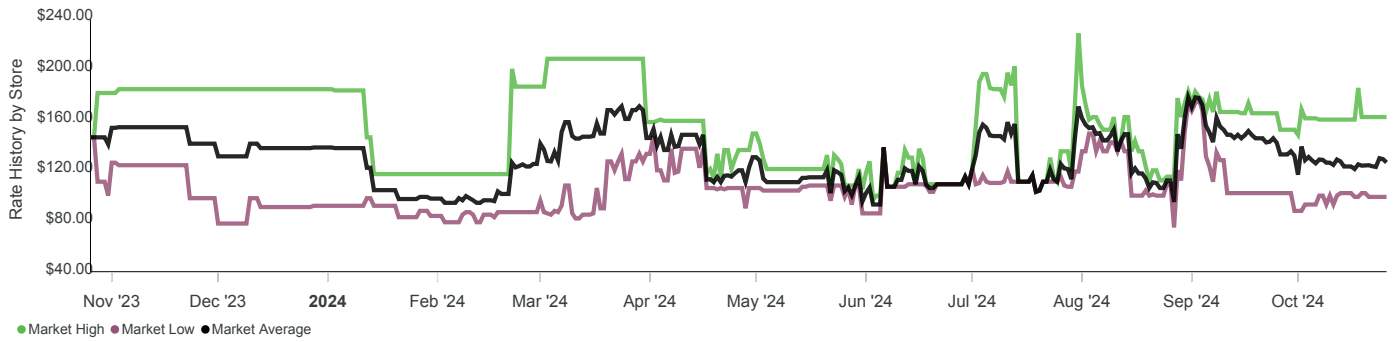
Car Parking (Last 1 Year, Value, Any Floor)



Rate History by Store Continued

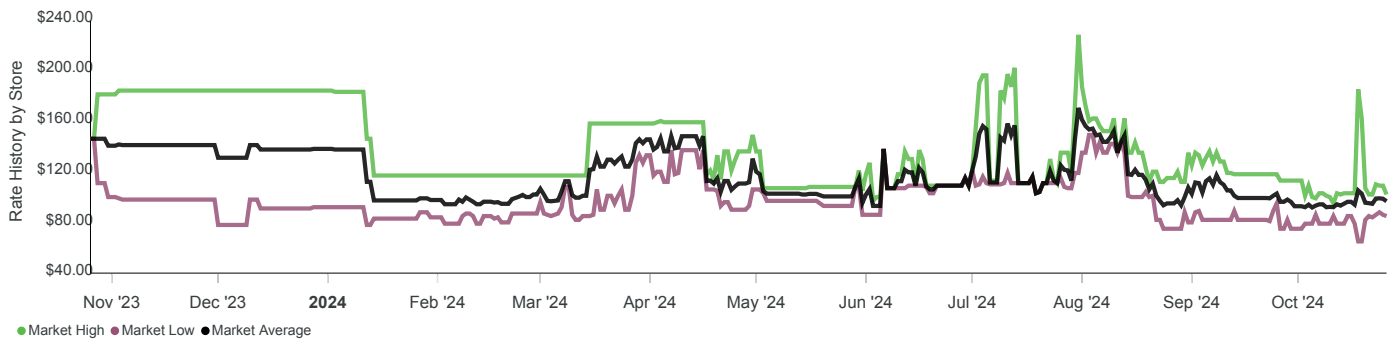
RV Parking (Last 1 Year, Premium, Any Floor)

⚠️ ● Market High ● Market Low ● Market Average *has same value in the series.*



RV Parking (Last 1 Year, Value, Any Floor)

⚠️ ● Market High ● Market Low ● Market Average *has same value in the series.*



Developments

Profile information on every property development in the market. Each development profile includes information such as development Stage, Project Type, Store Name, Owner, Address, etc.

Learn about how Square Footage is estimated for developments

The square footage of developments is estimated by calculating a weighted average of the square footage of other stores with known square footage in the same state.

The weights are based on the year the stores were built: 40% for developments. | 30% for stores built in 2021 or later. | 20% for stores built before 2021. | 10% for stores whose year of construction is unknown.

If square footage value is not known for any other stores in the state, the national weighted average is taken as the estimated square footage value.

Development Property Info

Stage	Unconfirmed	Planning	Planning
Project Type	New Building	New Building	New Building
Store Name	Jonesboro Rd Self-Storage	Davidson Storage	--
Address	10 Jonesboro Rd, Jonesboro, GA 30236	7555 Davidson Pkwy S, Stockbridge, GA 30281	3355 Mt Zion Rd, Stockbridge, GA 30281
County	Clayton	Henry	Clayton
Facility Type	Self Storage	Self Storage	Self Storage
Zoning	C-3	--	--
Development Project Summary	SK Property Holdings II LLC intends to build a self-storage facility in Jonesboro, GA. The proposed plan consists of 49,506 square footage of building area on 24.07 acres of land, which is currently zoned under C-3(Highway Commercial).	The Owner plans to develop Davidson Storage, consisting of two buildings spanning 3.3 acres. The property includes a total building square footage of 120,000, with each building featuring three floors. The estimated value of the development is \$1,550,000.	The Owner & Keller Group PLC plans to develop a self-storage facility on 3.189 acres of vacant land. The plan comprises a three-storey building of 111,000 square footage for store space.
Acres	24.07	3.3	3.19
Building Square Footage	49,506 *	120,000	111,000
Number of Buildings	--	2	1
Floors	--	3	3
Estimated Value	--	1,550,000	--
Permit Month	May 2020	--	--
Expected Open Date	30-Jul-2025	30-Jul-2025	30-Jul-2025
Source URL	Source URL 1 (https://henryga.granicus.com/.....2&event_id=1718) Source URL 2 (https://www.insideselfstorage.com/.....ivity-june-2020) Source URL 3 (https://henryga.granicus.com/.....8&meta_id=86122) Source URL 4 (https://mhfnews.org/.....d-self-storage/)	Source URL (https://www.crexli.com/.....avidson-storage)	Source URL 1 (https://www.linkedin.com/.....=member_desktop) Source URL 2 (https://www.linkedin.com/.....7078973440-rfsC) Source URL 3 (https://www.linkedin.com/.....=member_desktop)
Last Checked Date	07-Oct-2024	08-Oct-2024	22-Oct-2024

Developments Continued

Ownership Info

Owner Name	SK Property Holdings II, LLC	--	--
Owner Address	2330 Patrick Hendry Pkwy, Suite 200, McDonough, GA 30253	--	--
Owner Contact Name	Nicholas Williams	--	--
Owner Email	nwilliams@elfp.com	--	--

Contractor Info

Contractor Name	Moore Bass Consulting, Inc.	--	Keller Group PLC
Contractor Address	805 N Gadsden St, Tallahassee, FL 32303	--	2 Kingdom Street, London W2 6BD
Contractor Phone	770-914-9394	--	--
Contractor Contact Name	Steve Moore	--	--
Contractor Email	smoore@moorebass.com	--	--

Operator/Management Info

No Data Found

All Stores List

Profile information on every store in the market. Store profile information includes the Store Name, Store Address, Total Rentable Square Footage, Year Opened, Company owner and/or Operating Company, Rate Volatility over the past 30 days.

Total Square Feet values displayed here are obtained from public sources, including city and county property records. When this information is unavailable, StorTrack uses mapping tools or internal models to estimate the size of the property - such properties have an asterisk (*) next to their Total Square Feet value.

How is Rentable Square Feet (RSF) calculated for each property?

RSF is 95% of TSF if the property has 1 floor | RSF is 85% of TSF if the property has 2 floors | RSF is 75% of TSF if the property has 3 or more floors | RSF is 95% of TSF if the property has an unknown number of floors

The class type is a proprietary store classification system. Facilities are categorized based on data concerning rental rates, population, median household income and more.

No Image Available

SecurCare Self Storage - 7428 Davidson Cir E

0.24 mile

7428 Davidson Cir E, Stockbridge, GA 30281

Monday - Saturday

06:00 AM - 01:00 AM

Sunday

08:30 AM - 08:00 PM

Drive Distance

Drive Time

Total Square Feet

Rentable Square Footage

Class Type

Store Type

Rate Volatility

0.41 mile

2.33 minutes

56,204 sqft

53,394 sqft

B

Self Storage and Parking

1%

Marketing Scorecard

41/100

Contactability

PaidSearch

Search

SocialMedia

Website

8/11

5/35

2/15

6/14

20/25

5x5 Reg	5x5 CC	5x10 Reg	5x10 CC	10x10 Reg	10x10 CC	10x15 Reg	10x15 CC	10x20 Reg	10x20 CC	10x30 Reg	10x30 CC	Car Parking	RV Parking
✓	✗	✓	✗	✓	✓	✓	✓	✓	✓	✓	✓	✗	✗

No Image Available

SecurCare Self Storage - 7330 Hannover Pkwy N

0.46 mile

7330 Hannover Pkwy North, Stockbridge, GA 30281

Monday - Saturday

06:00 AM - 01:00 AM

Sunday

08:30 AM - 08:00 PM

Drive Distance

Drive Time

Total Square Feet

Rentable Square Footage

Class Type

Store Type

Rate Volatility

0.87 mile

3.46 minutes

73,045 sqft

69,393 sqft

B

Self Storage and Parking

4%

Marketing Scorecard

35/100

Contactability

PaidSearch

Search

SocialMedia

Website

8/11

0/35

1/15

6/14

20/25

5x5 Reg	5x5 CC	5x10 Reg	5x10 CC	10x10 Reg	10x10 CC	10x15 Reg	10x15 CC	10x20 Reg	10x20 CC	10x30 Reg	10x30 CC	Car Parking	RV Parking
✓	✓	✓	✓	✓	✓	🔍	✓	🔍	✓	✗	✗	✗	✗

No Image Available

SecurCare Self Storage - 599 GA-138

0.48 mile

599 GA-138, Stockbridge, GA 90281

Monday - Saturday

06:00 AM - 01:00 AM

Sunday

08:30 AM - 08:00 PM

Drive Distance

Drive Time

Total Square Feet

Rentable Square Footage

Class Type

Store Type

Rate Volatility

1.15 miles

3.87 minutes

54,177 sqft

51,468 sqft

B

Self Storage and Parking

6%

Marketing Scorecard

40/100

Contactability

PaidSearch

Search

SocialMedia

Website

8/11

5/35

1/15

6/14

20/25

5x5 Reg	5x5 CC	5x10 Reg	5x10 CC	10x10 Reg	10x10 CC	10x15 Reg	10x15 CC	10x20 Reg	10x20 CC	10x30 Reg	10x30 CC	Car Parking	RV Parking
✗	✗	✓	✓	✓	✓	✗	✓	✓	✗	✗	✗	✗	✗

No Image Available

★ Extra Space

0.84 mile

5334 N Henry Blvd, Stockbridge, GA 30281

Monday - Sunday

06:00 AM - 10:00 PM

Drive Distance

Drive Time

Total Square Feet

Rentable Square Footage

Class Type

Store Type

Rate Volatility

1.04 miles

2.98 minutes

133,960 sqft

127,262 sqft

A

Self Storage and Parking

68%

Marketing Scorecard

52/100

Contactability

PaidSearch

Search

SocialMedia

Website

8/11

5/35






7/15

7/14

25/25


5x5 Reg	5x5 CC	5x10 Reg	5x10 CC	10x10 Reg	10x10 CC	10x15 Reg	10x15 CC	10x20 Reg	10x20 CC	10x30 Reg	10x30 CC	Car Parking	RV Parking
✗	✗	✓	🔍	✓	✓	🔍	✓	🔍	✓	✓	✗	✓	✓


All Stores List Continued


<div> ✓ Rate available for this unit type ✗ Rate not available for this unit type 🚫 Rate previously available, but not currently advertised ★ Your Store </div>													
<div>  Extra Space 1.8 miles 2846 Mt Zion Rd, Jonesboro, GA 30236 Monday - Sunday 06:00 AM - 10:00 PM </div>													
Drive Distance Drive Time Total Square Feet Rentable Square Footage Class Type Store Type Rate Volatility								2.32 miles 4.97 minutes 100,983 sqft 95,934 sqft B Self Storage and Parking 32%			Marketing Scorecard Contactability PaidSearch Search SocialMedia Website		59/100 8/11 12/35 8/15 7/14 24/25
5x5 Reg	5x5 CC	5x10 Reg	5x10 CC	10x10 Reg	10x10 CC	10x15 Reg	10x15 CC	10x20 Reg	10x20 CC	10x30 Reg	10x30 CC	Car Parking	RV Parking
✗	✓	✓	✓	✓	✓	✓	🚫	✓	✓	✓	✗	✓	✓
<div>  A-1 Mini Storage - Rex 2.05 miles 6435 Hwy 42, Rex, GA 30273 </div>													
Drive Distance Drive Time Total Square Feet Rentable Square Footage Class Type Store Type Rate Volatility								2.62 miles 5.13 minutes 59,051 sqft 56,098 sqft C Self Storage N/A			Marketing Scorecard Contactability PaidSearch Search SocialMedia Website		37/100 3/11 5/35 7/15 1/14 21/25
5x5 Reg	5x5 CC	5x10 Reg	5x10 CC	10x10 Reg	10x10 CC	10x15 Reg	10x15 CC	10x20 Reg	10x20 CC	10x30 Reg	10x30 CC	Car Parking	RV Parking
✗	✗	✗	✗	✗	✗	✗	✗	✗	✗	✗	✗	✗	✗
<div>  Apex Self Storage - Jonesboro 2.08 miles 2787 Hwy 138 SE, Jonesboro, GA 30236 Monday - Sunday 06:00 AM - 09:00 PM </div>													
Drive Distance Drive Time Total Square Feet Rentable Square Footage Class Type Store Type Rate Volatility								2.8 miles 6.81 minutes 57,490 sqft 54,616 sqft B Self Storage 1%			Marketing Scorecard Contactability PaidSearch Search SocialMedia Website		27/100 3/11 5/35 0/15 0/14 19/25
5x5 Reg	5x5 CC	5x10 Reg	5x10 CC	10x10 Reg	10x10 CC	10x15 Reg	10x15 CC	10x20 Reg	10x20 CC	10x30 Reg	10x30 CC	Car Parking	RV Parking
✓	✗	✓	✗	✓	✗	✓	✗	✓	✗	✓	✗	✗	✗
<div>  Metro Self Storage - Rex 2.18 miles 6472 GA-42, Rex, GA 30273 Monday - Sunday 06:00 AM - 09:00 PM </div>													
Drive Distance Drive Time Total Square Feet Rentable Square Footage Class Type Store Type Rate Volatility								2.69 miles 5.94 minutes 88,510 sqft 84,085 sqft A Self Storage and Parking 1%			Marketing Scorecard Contactability PaidSearch Search SocialMedia Website		38/100 3/11 0/35 7/15 7/14 21/25
5x5 Reg	5x5 CC	5x10 Reg	5x10 CC	10x10 Reg	10x10 CC	10x15 Reg	10x15 CC	10x20 Reg	10x20 CC	10x30 Reg	10x30 CC	Car Parking	RV Parking
✓	✓	✓	✓	✓	✓	✓	✓	✓	✓	✓	🚫	✗	✗
<div>  North Henry Storage 2.5 miles 4400 North Henry Blvd, Stockbridge, GA 30281 </div>													
Drive Distance Drive Time Total Square Feet Rentable Square Footage Class Type Store Type Rate Volatility								2.88 miles 7.02 minutes 71,913 sqft 61,126 sqft B Self Storage N/A			Marketing Scorecard Contactability PaidSearch Search SocialMedia Website		7/100 0/11 0/35 0/15 0/14 7/25
5x5 Reg	5x5 CC	5x10 Reg	5x10 CC	10x10 Reg	10x10 CC	10x15 Reg	10x15 CC	10x20 Reg	10x20 CC	10x30 Reg	10x30 CC	Car Parking	RV Parking
✗	✗	✗	✗	✗	✗	✗	✗	✗	✗	✗	✗	✗	✗


All Stores List Continued


✓ Rate available for this unit type
✗ Rate not available for this unit type
🚫 Rate previously available, but not currently advertised
★ Your Store

<div>  <div> Extra Space 2.69 miles 59 Banks Rd, Stockbridge, GA 30281 </div> </div> <div> Monday - Sunday 06:00 AM - 10:00 PM </div> <div> <div> Drive Distance Drive Time Total Square Feet Rentable Square Footage Class Type Store Type Rate Volatility </div> <div> 3.82 miles 8.55 minutes 41,630 sqft 39,549 sqft A Self Storage and Parking 34% </div> </div> <div> Marketing Scorecard Contactability PaidSearch Search SocialMedia Website </div> <div> 52/100 8/11 7/35 7/15 7/14 23/25 </div>													
5x5 Reg	5x5 CC	5x10 Reg	5x10 CC	10x10 Reg	10x10 CC	10x15 Reg	10x15 CC	10x20 Reg	10x20 CC	10x30 Reg	10x30 CC	Car Parking	RV Parking
🚫	🚫	✓	✓	✓	🚫	✓	✗	🚫	🚫	🚫	✗	✓	✓






<div>  <div> Extra Space 3.66 miles 1461 Hudson Bridge Rd, Stockbridge, GA 30281 </div> </div> <div> Monday - Sunday 06:00 AM - 10:00 PM </div> <div> <div> Drive Distance Drive Time Total Square Feet Rentable Square Footage Class Type Store Type Rate Volatility </div> <div> 5.09 miles 10.81 minutes 147,558 sqft 125,424 sqft A Self Storage and Parking 36% </div> </div> <div> Marketing Scorecard Contactability PaidSearch Search SocialMedia Website </div> <div> 53/100 8/11 7/35 7/15 7/14 24/25 </div>													
5x5 Reg	5x5 CC	5x10 Reg	5x10 CC	10x10 Reg	10x10 CC	10x15 Reg	10x15 CC	10x20 Reg	10x20 CC	10x30 Reg	10x30 CC	Car Parking	RV Parking
✓	✓	✓	✓	✓	✓	✓	✓	✓	🚫	🚫	🚫	✓	✓

<div>  <div> Storage Xtra - Eagles Landing 4 miles 490 Eagles Landing Pkwy, Stockbridge, GA 30281 </div> </div> <div> Monday - Sunday 06:00 AM - 09:00 PM </div> <div> <div> Drive Distance Drive Time Total Square Feet Rentable Square Footage Class Type Store Type Rate Volatility </div> <div> 6.97 miles 13.38 minutes 104,607 sqft 99,377 sqft B Self Storage 5% </div> </div> <div> Marketing Scorecard Contactability PaidSearch Search SocialMedia Website </div> <div> 36/100 6/11 5/35 4/15 0/14 21/25 </div>													
5x5 Reg	5x5 CC	5x10 Reg	5x10 CC	10x10 Reg	10x10 CC	10x15 Reg	10x15 CC	10x20 Reg	10x20 CC	10x30 Reg	10x30 CC	Car Parking	RV Parking
✓	🚫	✓	🚫	✓	✓	✓	✓	✓	✓	🚫	🚫	✗	✗

<div>  <div> U-Haul Moving & Storage at Eagles Landing 4.31 miles 471 Eagles Landing Pkwy, Stockbridge, GA 30281 </div> </div> <div> Monday - Sunday 05:00 AM - 10:00 PM </div> <div> <div> Drive Distance Drive Time Total Square Feet Rentable Square Footage Class Type Store Type Rate Volatility </div> <div> 6.6 miles 14.22 minutes 66,800 sqft 63,460 sqft B Self Storage 10% </div> </div> <div> Marketing Scorecard Contactability PaidSearch Search SocialMedia Website </div> <div> 39/100 6/11 5/35 0/15 7/14 21/25 </div>													
5x5 Reg	5x5 CC	5x10 Reg	5x10 CC	10x10 Reg	10x10 CC	10x15 Reg	10x15 CC	10x20 Reg	10x20 CC	10x30 Reg	10x30 CC	Car Parking	RV Parking
✗	✓	✗	✓	✗	✓	✗	✓	✗	🚫	✗	✗	✗	✗

<div>  <div> U-Haul Moving & Storage at South Lake 4.41 miles 1549 Mount Zion Rd, Morrow, GA 30260 </div> </div> <div> Monday - Sunday 05:00 AM - 10:00 PM </div> <div> <div> Drive Distance Drive Time Total Square Feet Rentable Square Footage Class Type Store Type Rate Volatility </div> <div> 5.62 miles 11.98 minutes 144,145 sqft 122,523 sqft A Self Storage 0% </div> </div> <div> Marketing Scorecard Contactability PaidSearch Search SocialMedia Website </div> <div> 39/100 6/11 5/35 0/15 7/14 21/25 </div>													
5x5 Reg	5x5 CC	5x10 Reg	5x10 CC	10x10 Reg	10x10 CC	10x15 Reg	10x15 CC	10x20 Reg	10x20 CC	10x30 Reg	10x30 CC	Car Parking	RV Parking
✓	✓	✓	✓	✓	✓	✓	🚫	✗	🚫	✗	✗	✗	✗

All Stores List Continued

✓ Rate available for this unit type ✗ Rate not available for this unit type 🚫 Rate previously available, but not currently advertised ★ Your Store													
<div> <div>  <div> SecurCare Self Storage - 1515 Mt Zion Rd 4.52 miles 1515 Mt Zion Road, Morrow, GA 30260 Monday - Saturday 06:00 AM - 01:00 AM Sunday 08:30 AM - 08:00 PM </div> </div> <div> Drive Distance Drive Time Total Square Feet Rentable Square Footage Class Type Store Type Rate Volatility </div> <div> 6.25 miles 10.86 minutes 70,361 sqft 66,843 sqft B Self Storage and Parking 6% </div> <div> Marketing Scorecard Contactability PaidSearch Search SocialMedia Website </div> <div> 45/100 8/11 5/35 6/15 6/14 20/25 </div> </div>													
5x5 Reg	5x5 CC	5x10 Reg	5x10 CC	10x10 Reg	10x10 CC	10x15 Reg	10x15 CC	10x20 Reg	10x20 CC	10x30 Reg	10x30 CC	Car Parking	RV Parking
✓	✗	✓	✗	✓	✗	✓	✗	✓	✗	✗	✗	✗	✗
<div> <div>  <div> iStorage - 5351 Moreland Ave 4.66 miles 5351 Moreland Ave, Ellenwood, GA 30294 Monday - Saturday 06:00 AM - 01:00 AM Sunday 08:30 AM - 08:00 PM </div> </div> <div> Drive Distance Drive Time Total Square Feet Rentable Square Footage Class Type Store Type Rate Volatility </div> <div> 5.24 miles 10.81 minutes 49,778 sqft 47,289 sqft B Self Storage 2% </div> <div> Marketing Scorecard Contactability PaidSearch Search SocialMedia Website </div> <div> 40/100 8/11 5/35 1/15 6/14 20/25 </div> </div>													
5x5 Reg	5x5 CC	5x10 Reg	5x10 CC	10x10 Reg	10x10 CC	10x15 Reg	10x15 CC	10x20 Reg	10x20 CC	10x30 Reg	10x30 CC	Car Parking	RV Parking
✗	✓	✓	✓	✓	✓	✓	✓	✓	✓	✓	✓	✗	✗
<div> <div>  <div> Extra Space 4.71 miles 7700 Jonesboro Rd, Jonesboro, GA 30236 Monday - Sunday 06:00 AM - 10:00 PM </div> </div> <div> Drive Distance Drive Time Total Square Feet Rentable Square Footage Class Type Store Type Rate Volatility </div> <div> 6.66 miles 12.67 minutes 80,720 sqft 76,684 sqft A Self Storage and Parking 46% </div> <div> Marketing Scorecard Contactability PaidSearch Search SocialMedia Website </div> <div> 59/100 8/11 12/35 10/15 7/14 22/25 </div> </div>													
5x5 Reg	5x5 CC	5x10 Reg	5x10 CC	10x10 Reg	10x10 CC	10x15 Reg	10x15 CC	10x20 Reg	10x20 CC	10x30 Reg	10x30 CC	Car Parking	RV Parking
✗	✗	🚫	✓	✓	✓	✓	✓	✓	✓	✗	✗	✓	✓
<div> <div>  <div> Extra Space 4.71 miles 1375 Commerce Rd, Morrow, GA 30260 Monday - Sunday 06:00 AM - 10:00 PM </div> </div> <div> Drive Distance Drive Time Total Square Feet Rentable Square Footage Class Type Store Type Rate Volatility </div> <div> 6.62 miles 11.61 minutes 82,878 sqft 78,734 sqft A Self Storage and Parking 9% </div> <div> Marketing Scorecard Contactability PaidSearch Search SocialMedia Website </div> <div> 50/100 8/11 5/35 6/15 7/14 24/25 </div> </div>													
5x5 Reg	5x5 CC	5x10 Reg	5x10 CC	10x10 Reg	10x10 CC	10x15 Reg	10x15 CC	10x20 Reg	10x20 CC	10x30 Reg	10x30 CC	Car Parking	RV Parking
🚫	✓	✓	✓	✓	✓	✓	✓	✓	✓	✗	✓	✓	✓
<div> <div>  <div> Public Storage 4.74 miles 7493 Jonesboro Road, Jonesboro, GA 30236 Monday - Sunday 06:00 AM - 09:00 PM </div> </div> <div> Drive Distance Drive Time Total Square Feet Rentable Square Footage Class Type Store Type Rate Volatility </div> <div> 7.64 miles 13.15 minutes 34,700 sqft 32,965 sqft B Self Storage 11% </div> <div> Marketing Scorecard Contactability PaidSearch Search SocialMedia Website </div> <div> 50/100 8/11 9/35 4/15 8/14 21/25 </div> </div>													
5x5 Reg	5x5 CC	5x10 Reg	5x10 CC	10x10 Reg	10x10 CC	10x15 Reg	10x15 CC	10x20 Reg	10x20 CC	10x30 Reg	10x30 CC	Car Parking	RV Parking
✗	✗	✓	🚫	✓	✗	✓	✗	✓	✗	✗	✗	✗	✗

StorTrack's Marketing Scorecard

The StorTrack Marketing Scorecard is a scoring mechanism for judging the activity and effectiveness of a Store's local marketing. This enables us to create a methodology for comparison and competitive insight.

The Scorecard is created by monitoring five different areas of a Store's marketing activities. StorTrack has created a weighted scoring process for each of these five categories. The category scores are what you see on the Marketing Scorecard page.

Website (25 Points)

The Website Content scoring is based on the availability of the below factors: Multiple pages, Navigation, Photos, Video, Map/Directions, Reviews/Testimonials	0-7 Score
Online Pricing for the store is based on the pricing data available online and the volatility.	0-7 Score
Online promotions is based on the promotion advertised for the unit types and on the Home page of the store website.	0-5 Score
The Metadata score is based on the search options available for finding a location, a sitemap, a search box to identify a specific page, etc.	0-3 Score
Direct booking engine is scored based on the website ability to complete an online rental/reservation.	0-3 Score

Search (Nonorganic) (35 points)

The score for the store is determined based on the order of the search result occurrence and the results within the Advertisement content section on the first page of the search results. The scores are listed below based searching on the following platforms with the keywords "self-storage [city name]".

Additionally we check if the store is listed on an aggregator website like Sparefoot, SelfStorage.com, Storagefront, etc.

Buys Google Adwords	0-12 Score
Buys Bing Ads	0-8 Score
Buys Yelp Ads	0-5 Score
Buys YellowPages Ads	0-5 Score
Listed on aggregator	0-5 Score

Search (organic) (15 points)

The score for the store is determined based on the keywords "self-storage [city name]" and if store appears on the first page of the search results.

First Page on Google	0-4 Score
First Page on Bing	0-3 Score
First Page on Yelp	0-3 Score
First Page on YellowPages	0-3 Score
GoogleMaps	0-2 Score

Social Media (14 points)

The social media score is based on the availability of the company profile, location specific profile, and posts within the last week and last month.

Facebook	0-7 Score
Twitter	0-7 Score

Contactability (11 points)

This score is based on the ease and methods to contact the store.

Contact Form/Direct Phone Number	0-3 Score
24/7 Customer Support Center	0-3 Score
Chat Support on Website	0-2 Score
1-800/Toll Free Number	0-3 Score